Baby Exploration Mirror Set

ASSEMBLY INSTRUCTIONS

Bolocon

Retain the instructions for future ref.

ITEM # Ex-mirror24

HARDWARE

A.Hex Screw×10PCS

B.Pan-Head Screw×4PCS

C.Plastic Anchor×4PCS

D.Allen Wrench×1

PARTS LIST

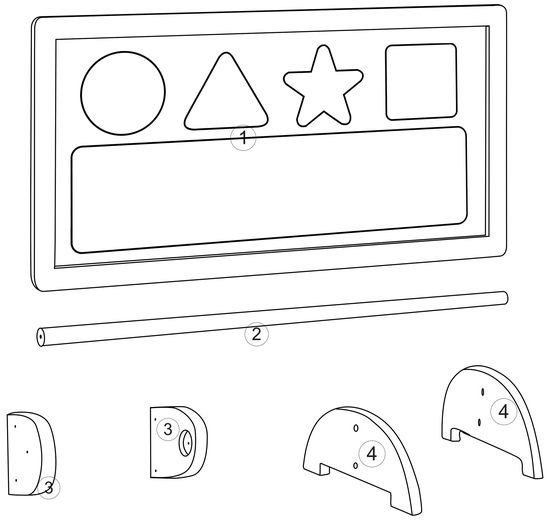

*Vertical Floor Mounting For Big Kids

Attach the part ① with both parts ④ using 4 Hex screws A. as shown in the diagram below.

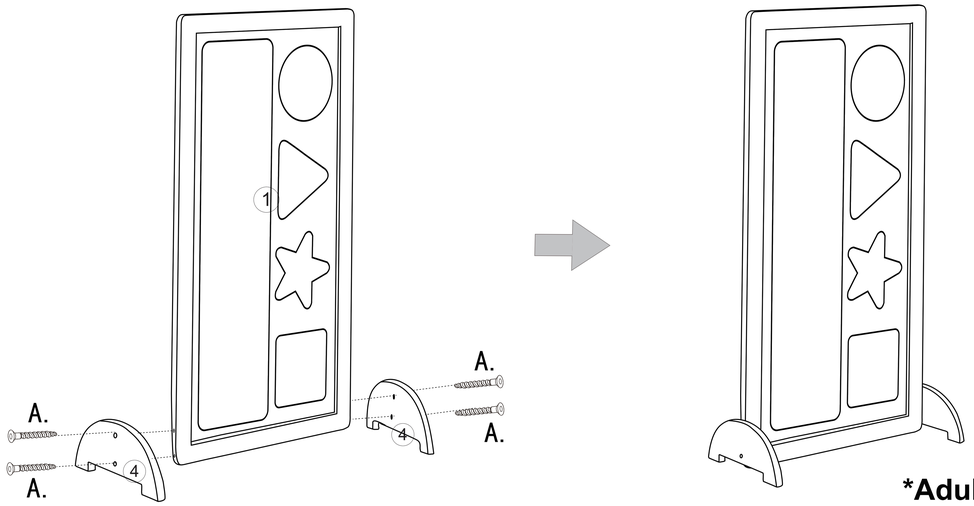

***Adult Supervision Highly Recommended.**

*Handrail Assembly

Attach the part ② with both parts ③ using 2 Hex screws A. as shown in the diagram below.

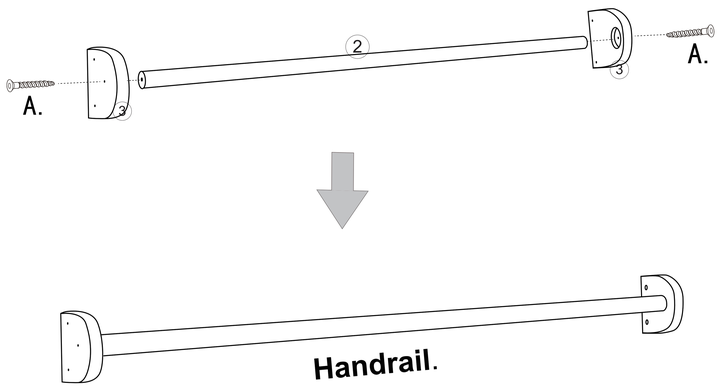

*Horizontal Floor Mounting

Attach the **handrail** and both parts ④ with part ① using 8 Hex screws A. as shown in the diagram below.

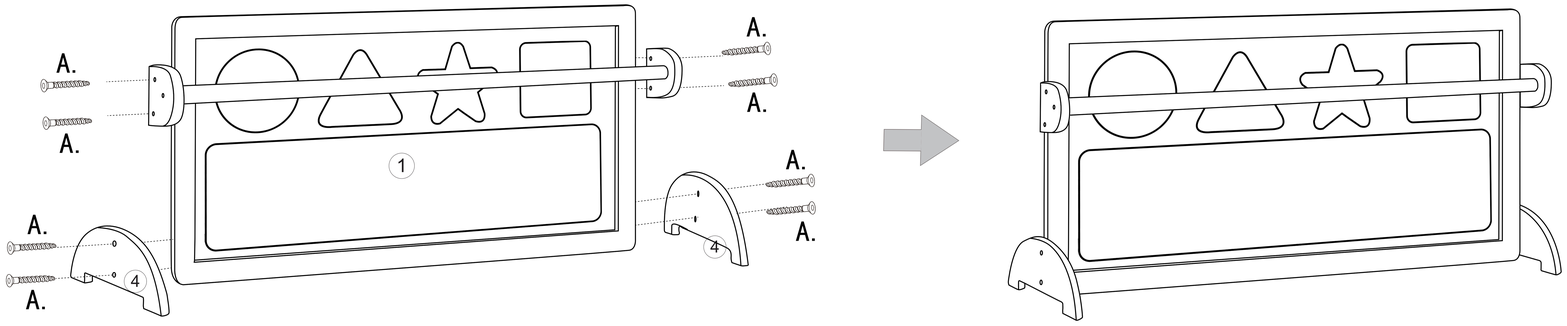

***Adult Supervision Highly Recommended.**

CAUTION:

Clear a flat,covered space to lay out all the materials to handle.
Appropriate age grade:0-3,3+ years old

MAINTENANCE:

-Placing on flat and level surface while using.
-Ensure the table and chairs continue to function properly and safely by regularly checking the hardware and tightening when necessary.

⚠WARNING:

Choking Hazard： Small parts

Baby Exploration Mirror Set

ASSEMBLY INSTRUCTIONS

Bolocon

Retain the instructions for future ref.

ITEM # Ex-mirror24

*For Wall Mounting - Highly Recommended

Attach the **handrail** with part ① use 4 Hex screws A. as shown in the diagram below.

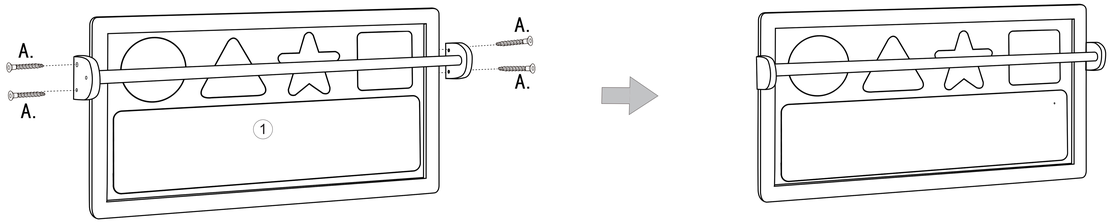

*How to mount on wall?

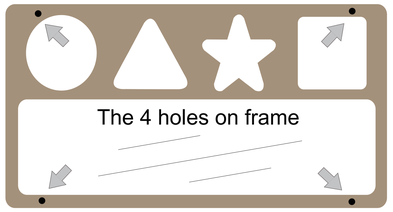

Place the mirror on the wall, mark the 4 points with a pencil through 4 holes on the mirror frame.

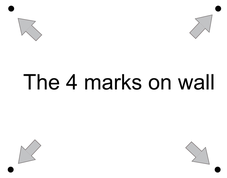

Make 4 Punching holes On Wall.

Embed 4 anchors



Place the mirror back on the wall, fixing the mirror with 4 screws.

Anchor&Screw Installation

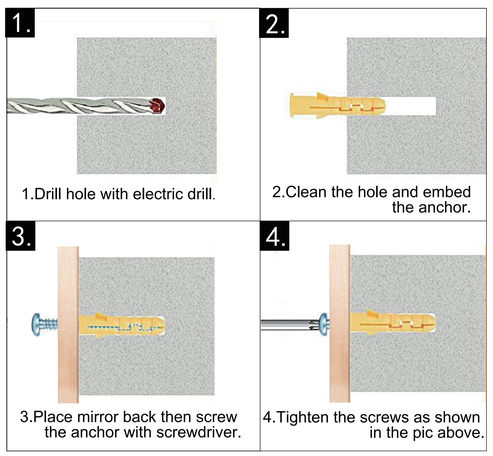

Whether installed vertically or horizontally on walls or furniture, the process is the same!

Reminder: If you have any issues with the product please e-mail us for support at **Bolocon@126.com**

IMPORTANT INFORMATION-PLEASE READ FIRST:

ALL OF OUR WOOEDN ITEMS ARE HANDCRAFTED,HAND ASSEMBLED,AND HAND PAINTED.EACH ONE IS UNIQUE.SLIGHT INPERFECTIONS MAY OCCUR AND ARE NOT MANUFACTURING DEFECTS.EACH ITEM HAS BEEN PAINTED WITH VERY DURABLE PAINT THAT IS BOTH LEAD AND CHROMATE FREE AND SAFE FOR CHILDREN.HOWEVER,IT WILL NOT WITHSTAND ABNORMAL ABUSE AND WITH IMPROPER USE,IT COULD CHIP.

PLEASE NOTE THAT WE DO NOT WARRANTY AGAINST THE USE OF PERMANENT MARKERS,NON-WATER-BASED PAINTS,CRAYONS,OR WASHABLE MARKERS.SOME OF THESE ITEMS CONTAIN PERMANENT COLOR DYES THAT COULD DAMAGE THE SURFACE.

CLEANING INSTRUCTIONS

CLEAN THE SURFACE USING A SLIGHTLY DAMP CLOTH AND MILD DISH WASHING LIQUID IF NECESSARY.DO NOT USE ANY CLEANING PRODUCT CONTAINING ALCOHOL OR AMMONIA.THESE WILL DULL THE SHINY SURFACE OF THE PRODUCT.FURNITURE POLISH WILL ALSO WORK TO CLEAN AND DUST OFF THE SURFACE.

WARRANTY

IMPORTANT:EVIDENCE OF ORIGINAL PURCHASE IS REQUIRED FOR WARRANTY SERVICE.

LENGTH OF WARRANTY:90 DAYS FROM DATE OF PURCHASE.

THIS WARRANTY COVERS EDFECTS THAT WERE A RESULT OF THE MANUFACTURERS PRODUCTIONS.YOU SHOULD CAREFULLY INSPECT THE CONDITION OF THE PRODUCT PRIOR TO ASSEMBLY.THIS WARRANTY IS INVALID IF THE PRODUCT IS DAMAGED OR NOT MAINTAINED PROPERLY.

Development area of Heilin Ganyu Disctrict Lianyungang Jiangsu Pov.China.
lianyungang Shaoxuan Trading CO.,LTD

Bolocon

CAUTION:

Clear a flat,covered space to lay out all the materials to handle.
Appropriate age grade:0-3,3+ years old

MAINTENANCE:

-Placing on flat and level surface while using.
-Ensure the table and chairs continue to function properly and safely by regularly checking the hardware and tightening when necessary.

⚠WARNING:

Choking Hazard： Small parts