


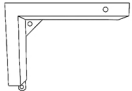
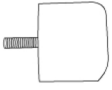


ASSEMBLY INSTRUCTION





MODEL#L8110

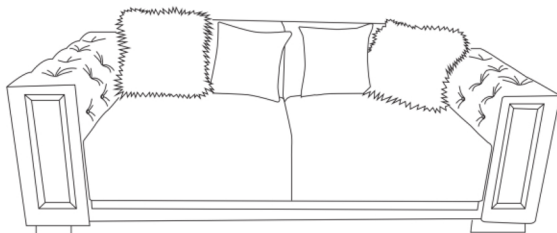
THANK YOU FOR PURCHASING THE QUALITY PRODUCT. BE SURE TO CHECK ALL PACKING MATERIAL CAREFULLY FOR SMALL PARTS WHICH MAY HAVE COME LOOSE INSIDE THE CARTON DURING SHIPMENT. SEPERATE, IDENTIFY AND COUNT ALL PARTS AND METAL HARDWARE. COMPARE WITH ALL PARTS LIST TO BE SURE ALL PARTS ARE PRESENT. IF ANY PART(S) ARE MISSING OR DAMEGED, PLEASE INDICATE THE MODEL NUMBER AND CODE LETTER OF PART(S) NEEDED.

*** Do not fully tighten screws until fully assembled ***

DESCRIPTION	COMPONENT PARTS	
	PART NAME	QTY(PCS)
1	SOFA BASE 	1
2	PILLOW 	2
3	FUR PILLOW 	2
4	LEG 	4
5	MIDDLE LEG 	1

HARDWARE REQUIRED

A		Self-tapping screws	8PCS
B		FLAT WASHER	12PCS
C		Self-tapping screws	4PCS
D		Screwdriver	1PC



Attention

***Some number parts listed on the instruction sheet may not be in parts bag as they may already be assembled. Care check parts and packing materials prior to ordering replacements.

LEGS ON THE SEAT CUSHION

