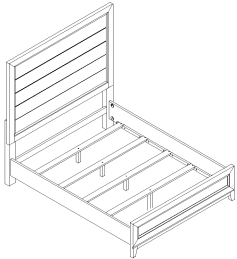
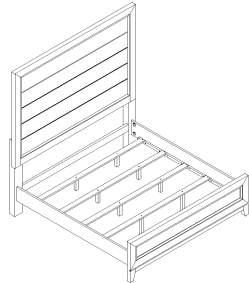


ASSEMBLY INSTRUCTION



5/0 HDBD-FTBD W/RAILS

4) Assembly is completed.

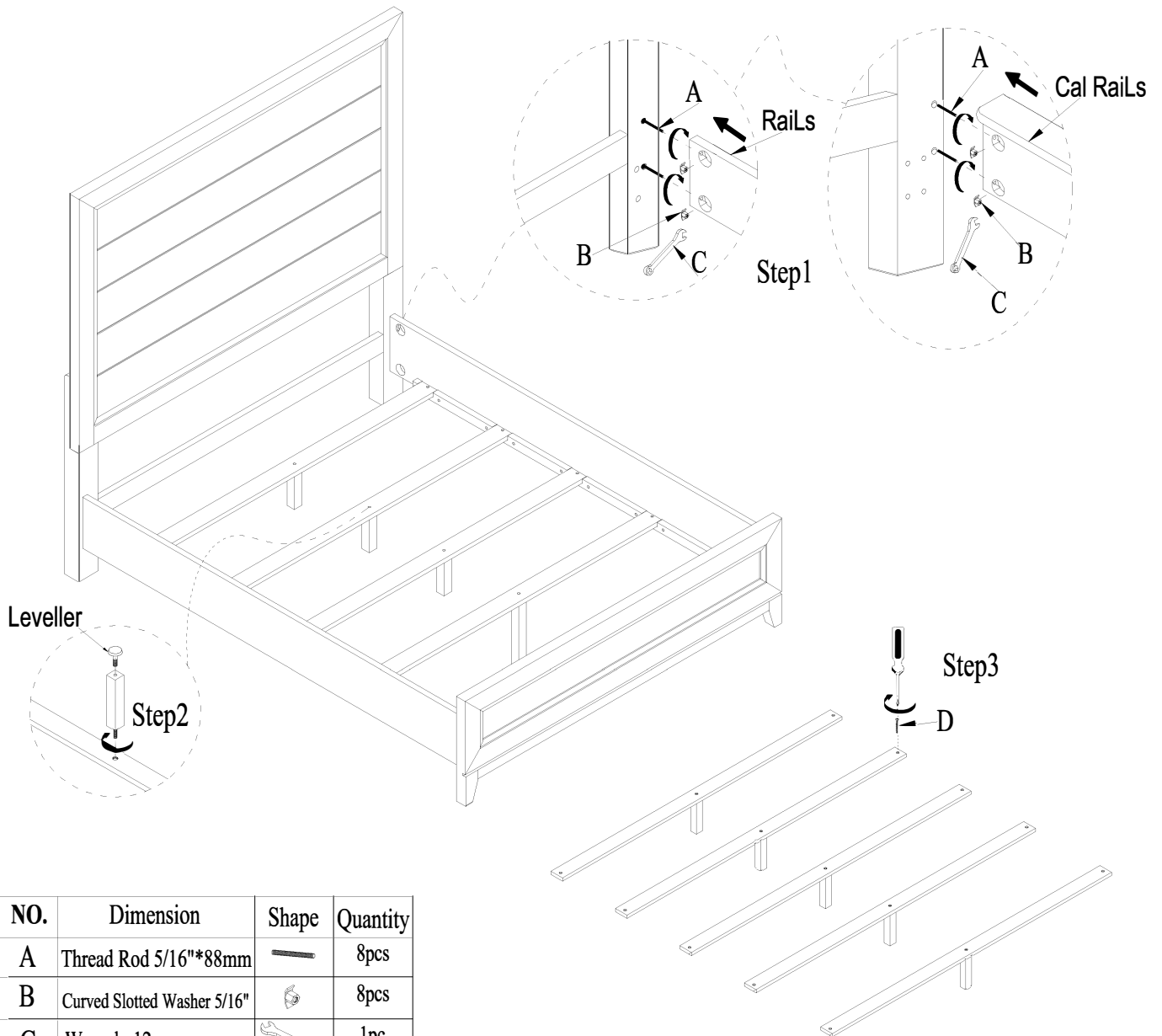


6/6 HDBD-FTBD W/RAILS

6/6 HDBD-CAL FTBD W/RLS

IMPORTANT NOTES :

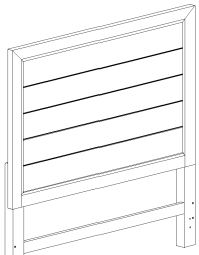
- . Place all wooden parts on a clean and smooth surface such as a rug or carpet to prevent the parts from being scratched.
- . Check to be sure that you have all parts and hardware.
- . Remove all wrapping materials, including staples and packing straps before you start to assemble.
- . Do not tighten all screws and bolts until completely assembled.
- . Keep all hardware out of the reach of children.



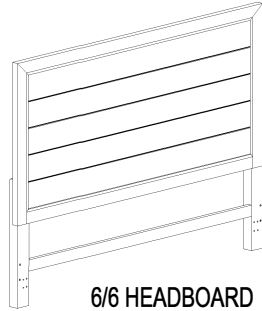
NO.	Dimension	Shape	Quantity
A	Thread Rod 5/16"*88mm		8pcs
B	Curved Slotted Washer 5/16"		8pcs
C	Wrench 12mm		1pc
D	Screw #8*25mm		10pcs

ASSEMBLY INSTRUCTION

HEADBOARD



5/0 HEADBOARD

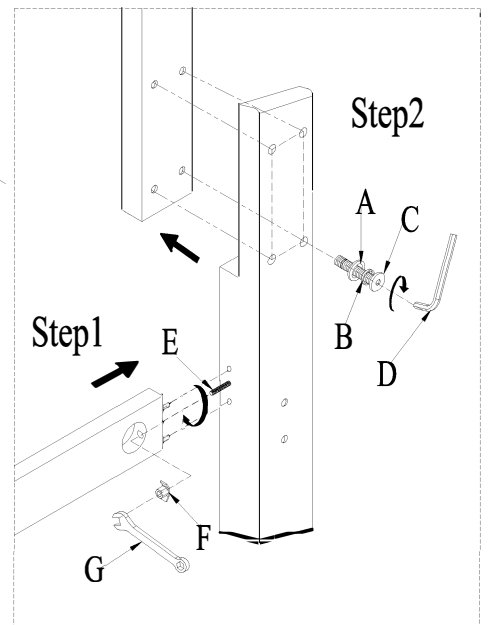
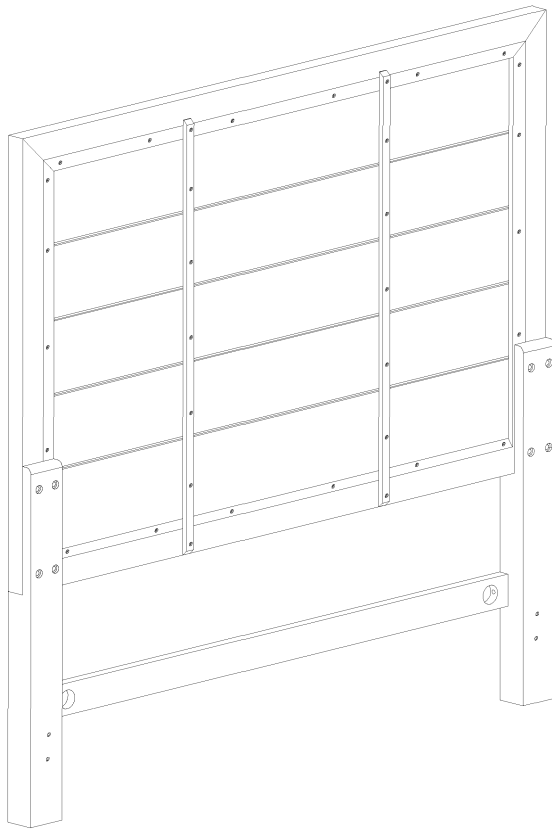


6/6 HEADBOARD

3) Assembly is completed.

IMPORTANT NOTES :

- . Place all wooden parts on a clean and smooth surface such as a rug or carpet to prevent the parts from being scratched.
- . Check to be sure that you have all parts and hardware.
- . Remove all wrapping materials, including staples and packing straps before you start to assemble.
- . Do not tighten all screws and bolts until completely assembled.
- . Keep all hardware out of the reach of children.



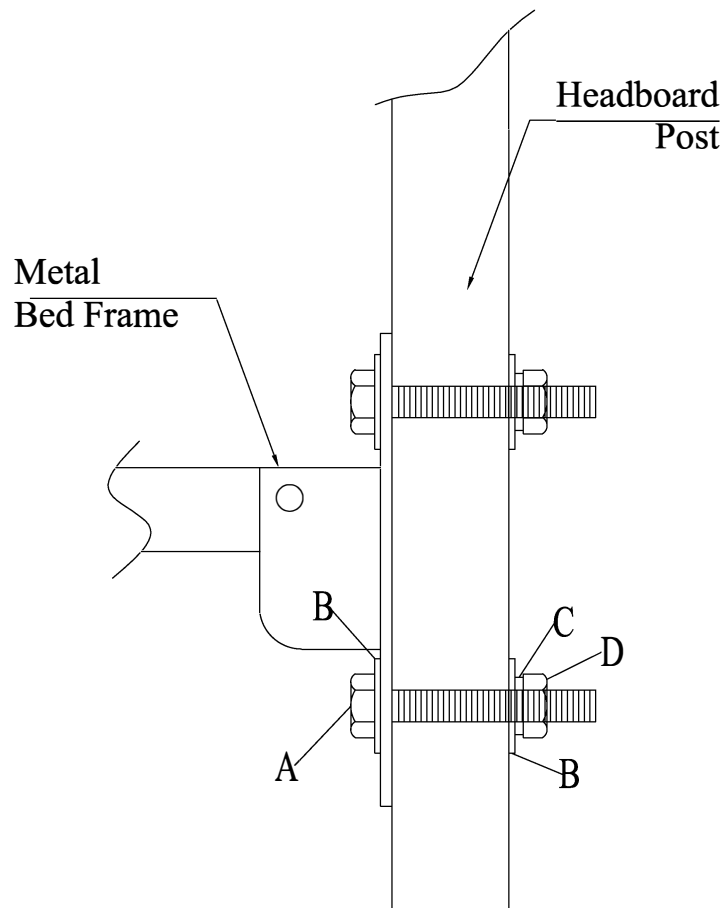
NO.	Dimension	Shape	Quantity
A	Flat Washer Ø5/16"*19mm		8pcs
B	Lock Washer Ø5/16"		8pcs
C	Bolt 5/16"*50mm		8pcs
D	Allen Key 4mm		1pc
E	Thread Rod 5/16"*88mm		2pcs
F	Curved Slotted Washer 5/16"		2pcs
G	Wrench 12mm		1pc





ASSEMBLY INSTRUCTION

HEADBOARD

IMPORTANT NOTES :

- . Place all wooden parts on a clean and smooth surface such as a rug or carpet to prevent the parts from being scratched.
- . Check to be sure that you have all parts and hardware.
- . Remove all wrapping materials, including staples and packing straps before you start to assemble.
- . Do not tighten all screws and bolts until completely assembled.
- . Keep all hardware out of the reach of children.



NO	Hardware List		Q'ty
A		Bolt Ø1/4"*102mm	4pcs
B		Ø1/4" Flat Washer	8pcs
C		Ø1/4" Lock Washer	4pcs
D		Ø1/4" Nut	4pcs