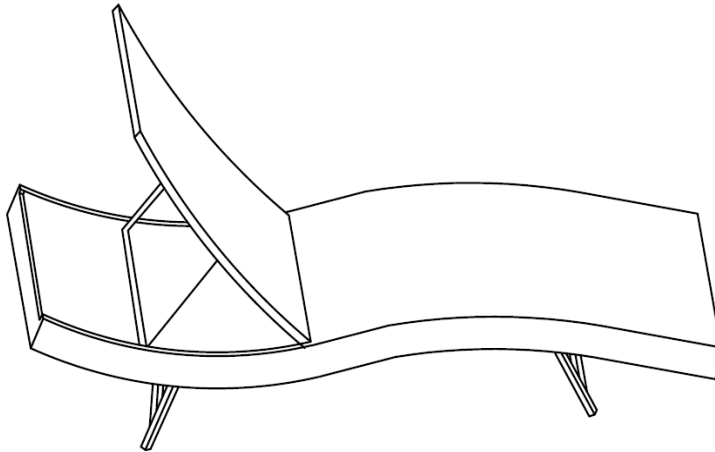


Operating Instructions

Caution : You must read this before you proceed

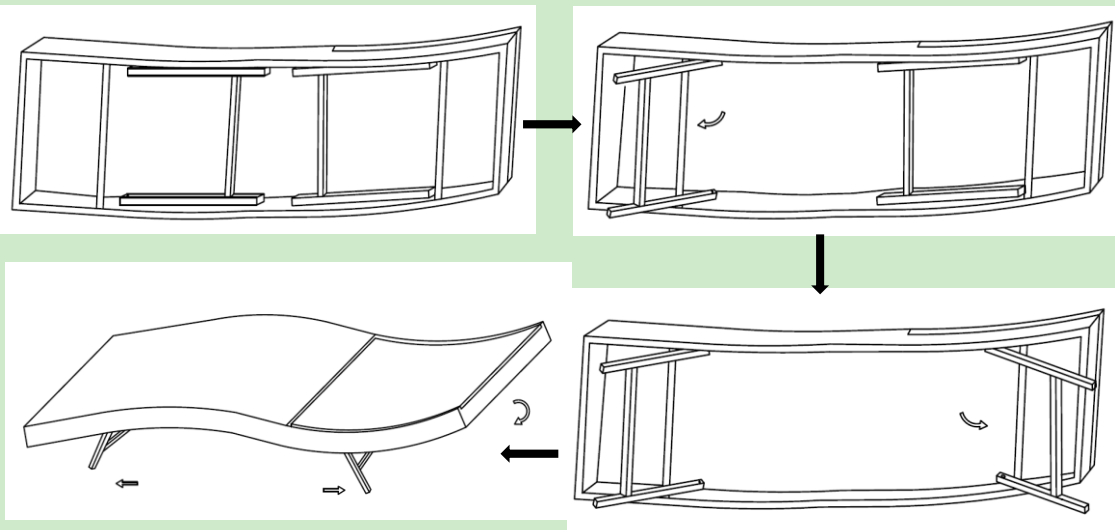
FOLDING LOUNGE



CAUTION: This Lounge is NOT a TOY.
Keep your child / children at bay when opening or folding the Lounge.

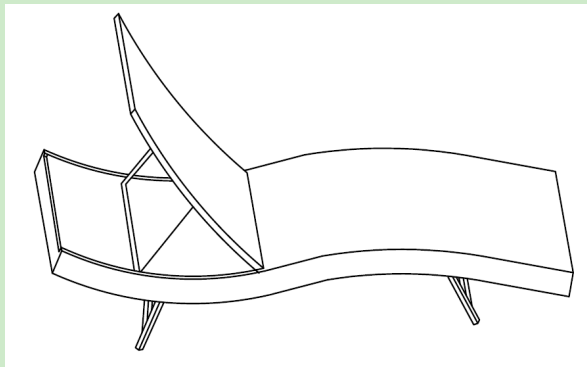
Operating Instructions

Step 1



Put the one side of the Lounge as pictured on a clean, non-marring surface.
To open, first open the leg under the seat to the maximum angle, and then open the other leg which under back also to the maximum angle, by hand.
Then, carefully put the Lounge right side up, lay on the ground. Use a hand to rock the lounge to make sure all the legs have been opened totally.

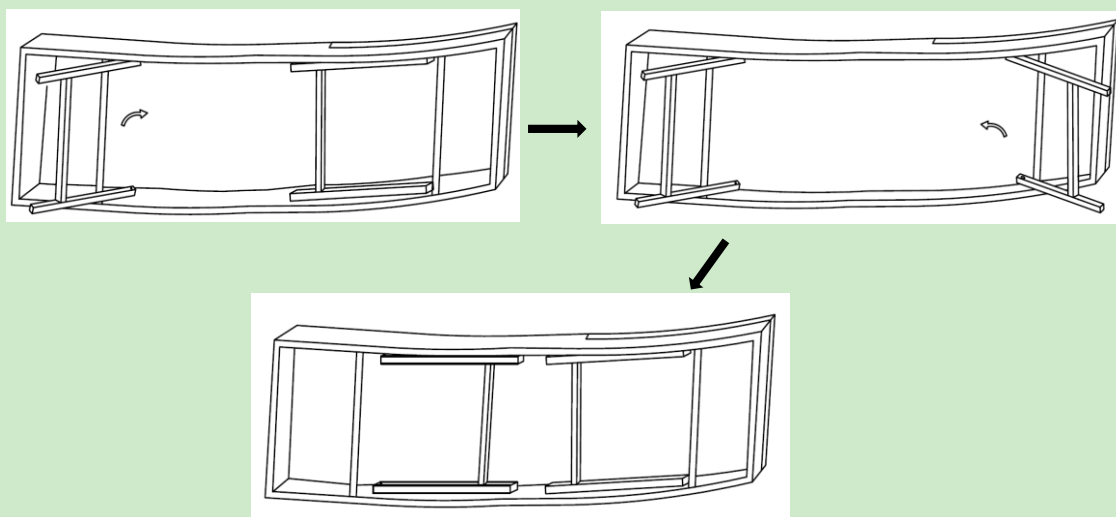
Step 2



Adjust the adjustable tube of the back, to find the suitable height. Your Lounge is ready for use.





















This Lounge can only be used on a flat, level surface.

Step 3



To Close, first colse the leg under the seat, then close the other leg which under back, by hand.

Care & Maintenance

-   ● Do not put hot items directly on furniture surface
-   ● Do not clean furniture with harsh cleansers or polish.
-   ● To obtain the longest lifespan of your outdoor prodcts, minimizing exposure to direct sunlight is recommended.
-   ● Children should not climb or jump on the furniture.
-   ● Do not write on furniture without a padded barrier to protect the surface.
-   ● To obtain the longest lifespan of your outdoor products, avoid extended and lengthy exposure to rain, snow, and direct sunshine. Whenever possible cover the product and /or place under patio or awnings.
-   ● Not for commercial use. For residential use only .
-   ● Stains may be removed with mild soap solution and damp cloth.
-   ● Keep away from sources of ignition.
-   ● Dust and pick-up spills using a clean, non-colored, lint-free cloth.