


ASSEMBLY INSTRUCTIONS.

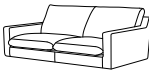

SOFA BLUE





THANK YOU FOR YOUR PURCHASE!

PARTS AND HARDWARE.

PARTS LIST

| No. | DESCRIPTION | IMAGE | Q'TY |
|-----|-------------|---|------|
| P1 | BODY |  | 1 |
| P2 | METAL LEGS |  | 4 |

HARDWARE LIST

| No. | DESCRIPTION | IMAGE | Q'TY |
|-----|--------------------|---|------|
| H1 | BOLT (M6 x 30MM) |  | 16 |
| H2 | ALLEN KEY 4MMx60MM |  | 1 |
| | | | |
| | | | |
| | | | |

NOTES.

Thank you for purchasing this quality product! Be sure to check all packing material carefully for small part that may have come loose inside the carton during shipping.

CAUTION: The item is heavy, assembly should be performed by two people.

