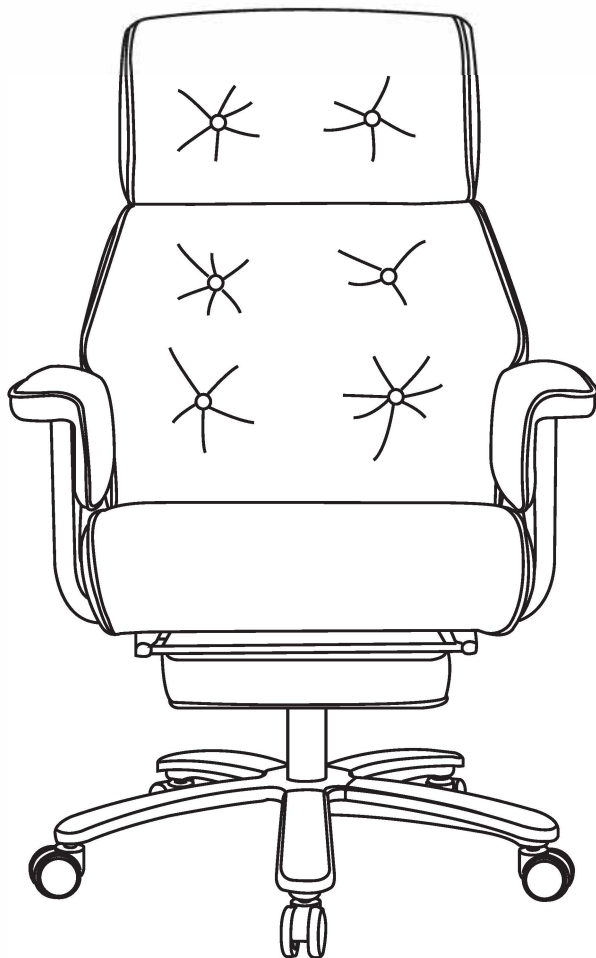


# Instruction manual



Executive Office Chair

# About Us

## How we started

The average person spends approximately nine hours per day sitting. Our target is to make these nine hours a nicer experience for everyone.

We endeavor to improve our products by adopting various technologies and materials, like ergonomics and carbon fiber. All steps targeted to support you comfortably when you're reading, playing and surfing the internet.

---

## Multi-Layered Synthetic Leather

Our chairs are upholstered in a material that is not only comfortable, but also stronger and more durable than conventional PU leather, making it more suited to endure the peeling that occurs over time.

---

## FACTORY DIRECT

The most significant difference between our and other brands is that we are TRULY factory direct. When you go to a office chair store, you'll see that they carry products from a variety of different brands. They must then mark up those products in order to profit when selling to you.

---

## Ergonomically Designed

Every chair is created in our own lab and testing facilities. Every part of our chairs is designed, tested, and iterated to make them more comfortable and durable than ever before. Our engineers conduct significant research to learn how people interact with our chairs so that we can improve their ergonomic support.

# Accessories list

Ax5



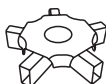
Bx1



Cx1



Dx1



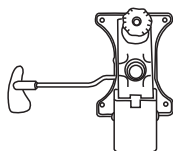
Ex5




Fx1



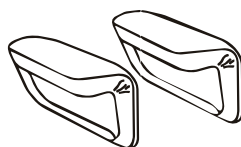
Gx1



Hx2



Ix2



Jx1



Mx4



1/4"×7/8"

Nx6



1/4"×1-1/8"

Ox3



5/16"×7/8"

Px4



1/4"×1-3/8"

Qx4



M6×22mm

Rx10


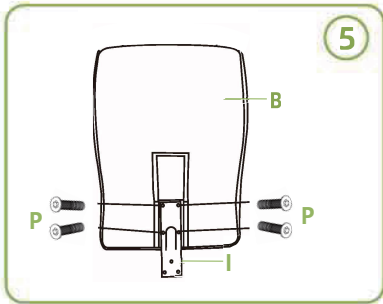
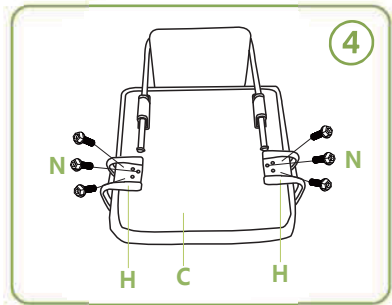

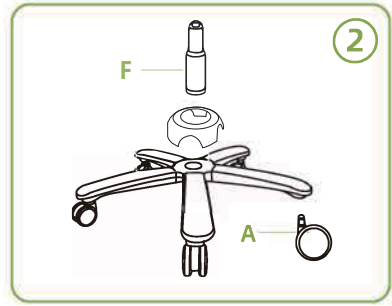
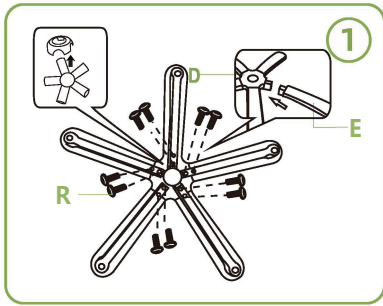


M6×12mm

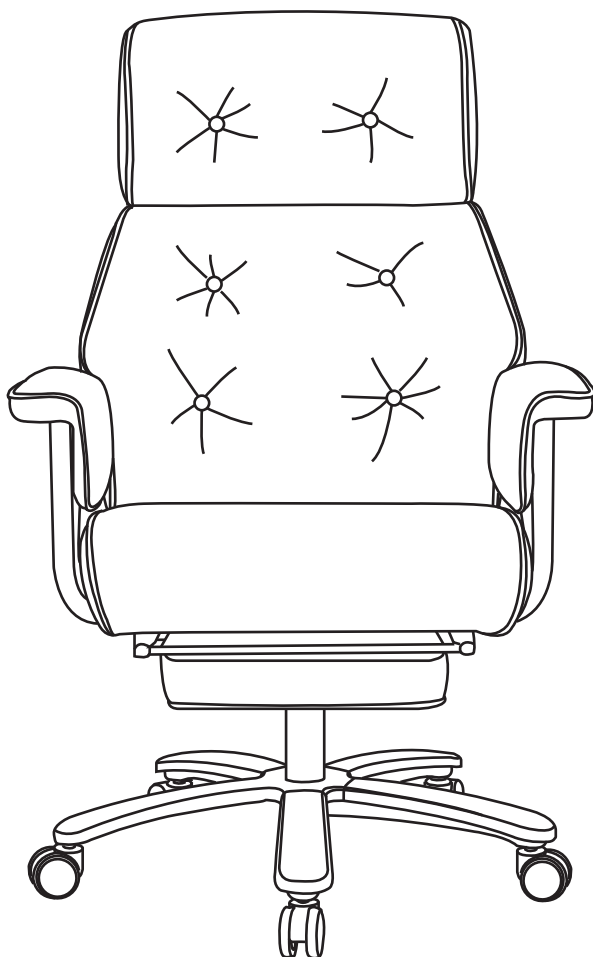
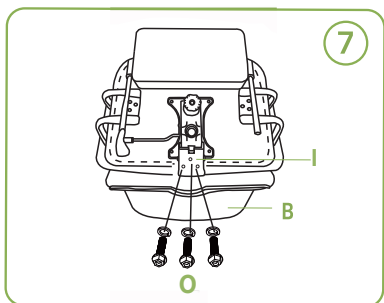
Sx1



# Installation Steps



# Installation Steps



# Specification

## CONSTRUCTION AND MATERIAL

Material:	Leather
Style:	Modern
Head Pillow:	No
Lumbar Pillow:	No
Hydraulic Gas Piston:	Class 3
Wheelbase:	Metal
Caster:	Nylon

## ADJUSTABILITY

Height Adjustable Seat:	18.89"-21.06"
Multi-tilt Mechanism:	Tilt Lock, Tilt Angle Lock
Reclining Backrest:	90°-140°

## GENERAL INFO

Assembly Required:	Yes
Package Size:	29.92"(L)x26.77"(W)x14.96(H)
Weight(Approximate):	62.39lbs

# After Sales & Safety Info.



A warranty claim is available for our chairs. Should you encounter any inquiries regarding product-related matters or logistical concerns, kindly reach out to our customer service team. They shall promptly respond to provide you with timely assistance.

## Warranty

1. All chairs that have limited warranty. This guarantees that you are making the right choice and secures the purchase value.
2. If you are uncertain whether your chair is eligible for limited warranty support, please contact our customer service team for confirmation.
3. The warranty does not cover the situations related to the theft, disappearance or loss of the chair.
4. Performing any work on the chair, repairs especially, will void the warranty.

## Safety Information

### Forbidden Behaviour

