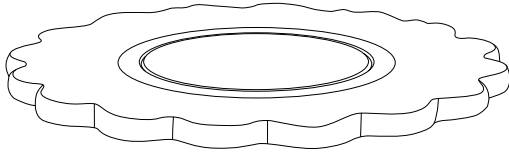



Diagram illustrating assembly instructions and safety warnings:

- Top Warning:** A crossed-out power drill icon is shown next to a warning triangle containing an exclamation mark. To the right of this warning is a clock icon and the text "10'", indicating a 10-minute time limit.
- Bottom Warning:** A warning triangle containing an exclamation mark is shown next to two icons: a block being placed on a surface and a block being drilled. To the right of this warning is a person icon and the number "1", indicating that one person is required for this step.

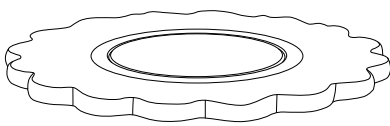
A



B




A



x 1

B





x 1

1

B



x 1



2

A



x 1

