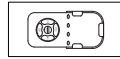
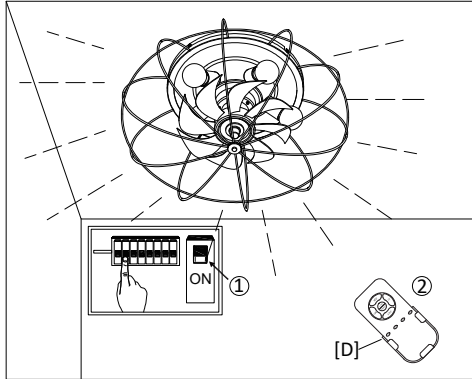


04



[D]x1

**Note:****English**

1. The lamps may only be installed by authorized and qualified technicians according to the valid regulations for electrical installation.
2. The manufacturer does not accept any responsibility for injuries or damage resulting from improper use of the light.
3. Attention! Before starting the installation work, make sure that the mains power line is voltage-free—turn off safety cutout or unscrew the protection fuse. The switch must be “OFF”.
4. Warning! Before drilling the mounting holes, make sure that no gas, water or electricity pipes and wires can be drilled through or damaged in your chosen mounting location.
5. Description of the supply terminals: L = Phase N = Neutral conductor ⊕ = Earthed conductor.

Current range of telephone after-sales service

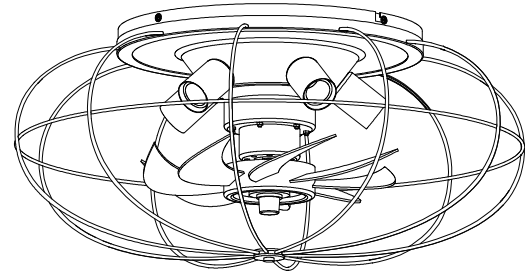
Language: English only Country: USA and Canada

Customers from other countries are advised to contact us via email.

AFTER-SALES SERVICE Email: all-support@depuley.com

**AFTER-SALES SERVICE TEL: (888) 985-3006 Depuley
(888) 986-0020 DLLT**

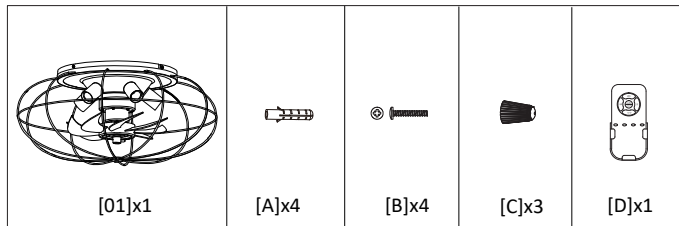
Mon-Fri 9am - 5pm (PST)

DINGLILIGHTING**Depuley****Product Instruction**

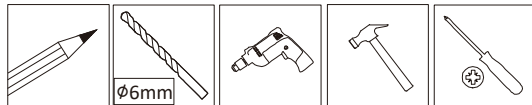
WS-FP227-60B
5*MAX.60W
110-120V
Material: Metal+Plastic
Color: Black
D18.90 x H9.05 in

NA

Part list:



You will need:



Installation Steps:

