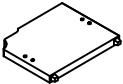
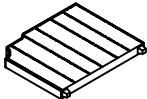
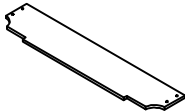
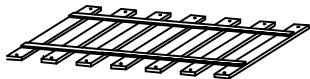

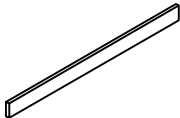








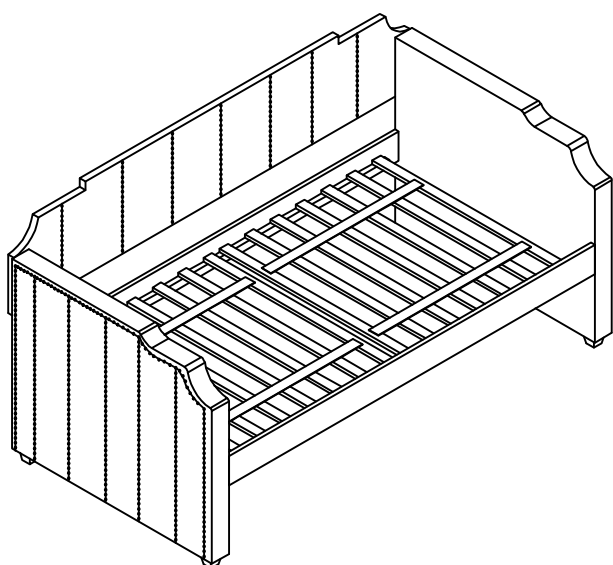


ASSEMBLY INSTRUCTION

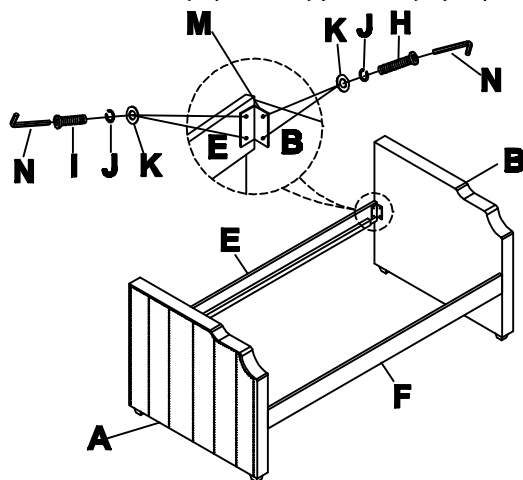
DAYBED

A Left Arm  1PC	B Right Arm  1PC	C Back Rest  1PC	D Slats For Daybed  2PCS
E Back Rail  1PC	F Front Rail  1PC	G Bolt 5/16"*2-1/2"  4PCS	H Bolt 5/16"*1-1/2"  8PCS
I Bolt 5/16"*3/4"  8PCS	J Lock Washer 5/16"  20PCS	K Flat Washer 5/16"*22MM  20PCS	L Self-Tapping Screw #8-1-1/4"  28PCS
M Connection Strap 90*45*3.0T MM  4PCS	N Allen Wrench 5MM  1PC		

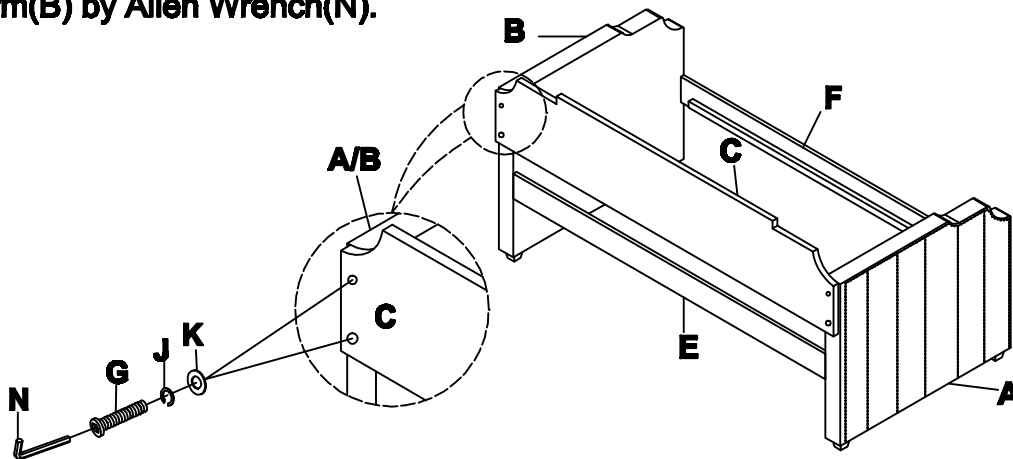


This page lists all the contents included in the box. Please take the time to identify the hardware as well as the individual components to this product. As you unpack and prepare for assembly, place the contents on a carpeted or padded area to protect them from damage.

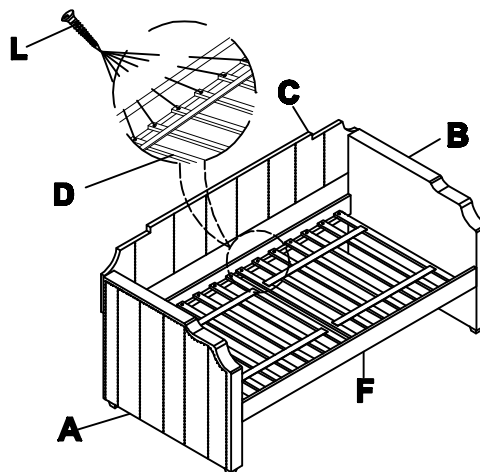
- 1** Attached Left Arm(A), Right Arm(B), Back Rail (E), Front Rail(F), Connection Strap(M), Lock Washer(J), Flat Washer(K), Bolt(I), Bolt(H) by Allen Wrench(N).



- 2** Attached Back Rest(C), Flat Washer(K), Lock Washer(J), Bolt(G) to Left Arm(A) and Right Arm(B) by Allen Wrench(N).



- 3** Attached Slats For Daybed(D) to Back and Front Rail (E&F) with Self-Tapping Screw(L).



Cleaning & Care

Treat surface with care. Surface is resistant to scratches but is not scratch resistant. Clean surfaces with a dry or damp soft cloth. Do not use abrasive cleaners. Hardware may loosen over time. Periodically check that all connections are tight.