





# ASSEMBLY INSTRUCTION

CVFZR6168

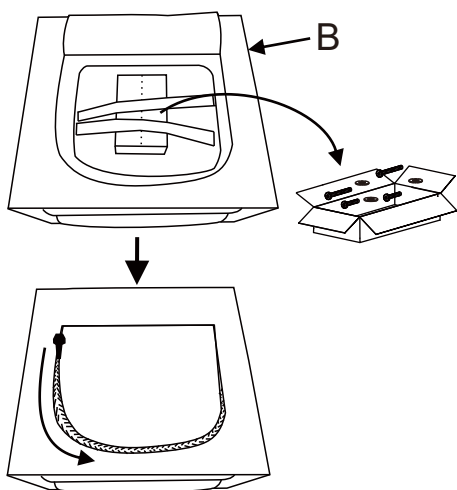
## PARTS

S.No.	DESCRIPTION		QTY
A		Front foot	4
B		Seat frame	1

## HARDWARE

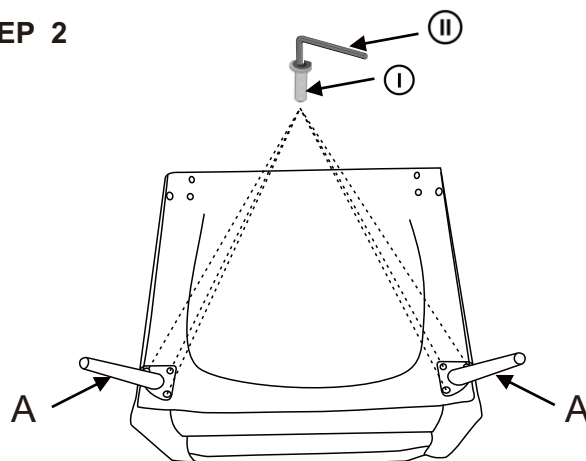
S.No.	DESCRIPTION		QTY
①		FALLEN BOLT M6*18MM	12
②		ALLEN KEY M6	1

### STEP 1



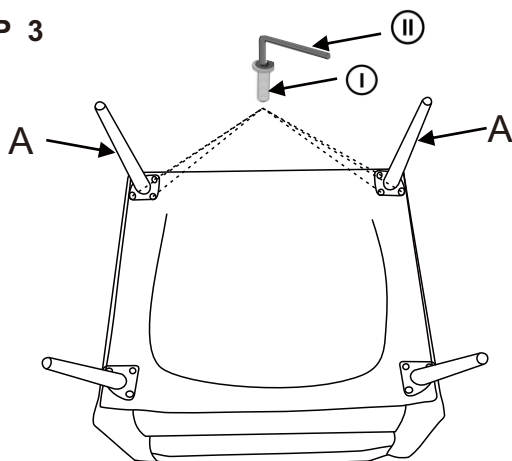
Remove the tool box from the bottom of the seat and zip it up.

### STEP 2



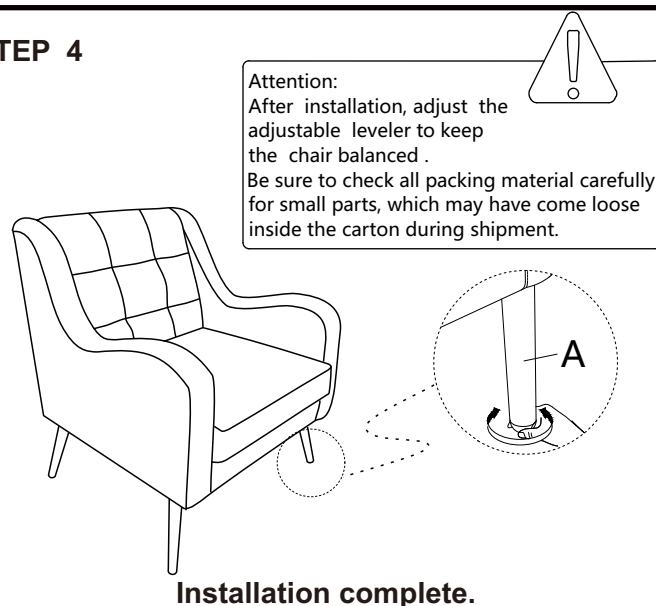
Install the front foot to the bottom of the seat.

### STEP 3



Install the back foot to the bottom of the seat.

### STEP 4



Installation complete.

MADE IN CHINA