


Counter Stool

Assembly Instructions
Instrucciones De Asamblea
Instructions d'Assemblée

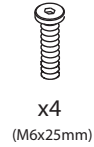
PARTS



A




B



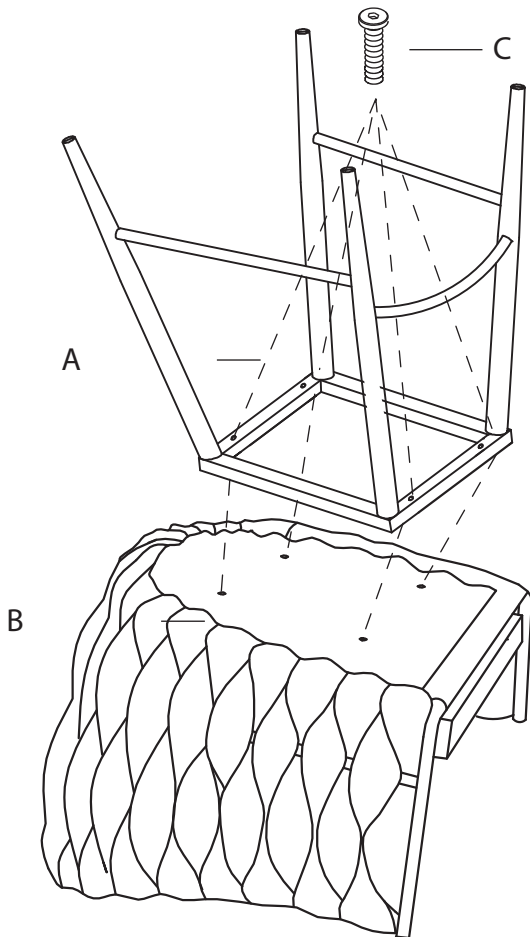
x4
(M6x25mm)

C




D

1



2



Do not over tighten.
Do not use power tools to assemble.