



## INSTALLATION INSTRUCTIONS

Do not throw away the packaging material until the installation is complete.  
Before hanging mirror, make sure the screw is firmly fixed.

## CARE INSTRUCTIONS

Wipe with a soft and dry cloth. To protect finish, avoid the use of chemicals and abrasive household cleaners.



Mirror x 1

PARTS INCLUDED




Wall Plug x 1



Screw x 1

## STEP 1




Make a mark on the wall where you want to hang the mirror.




Drill a hole at the point you just marked.

## STEP 2

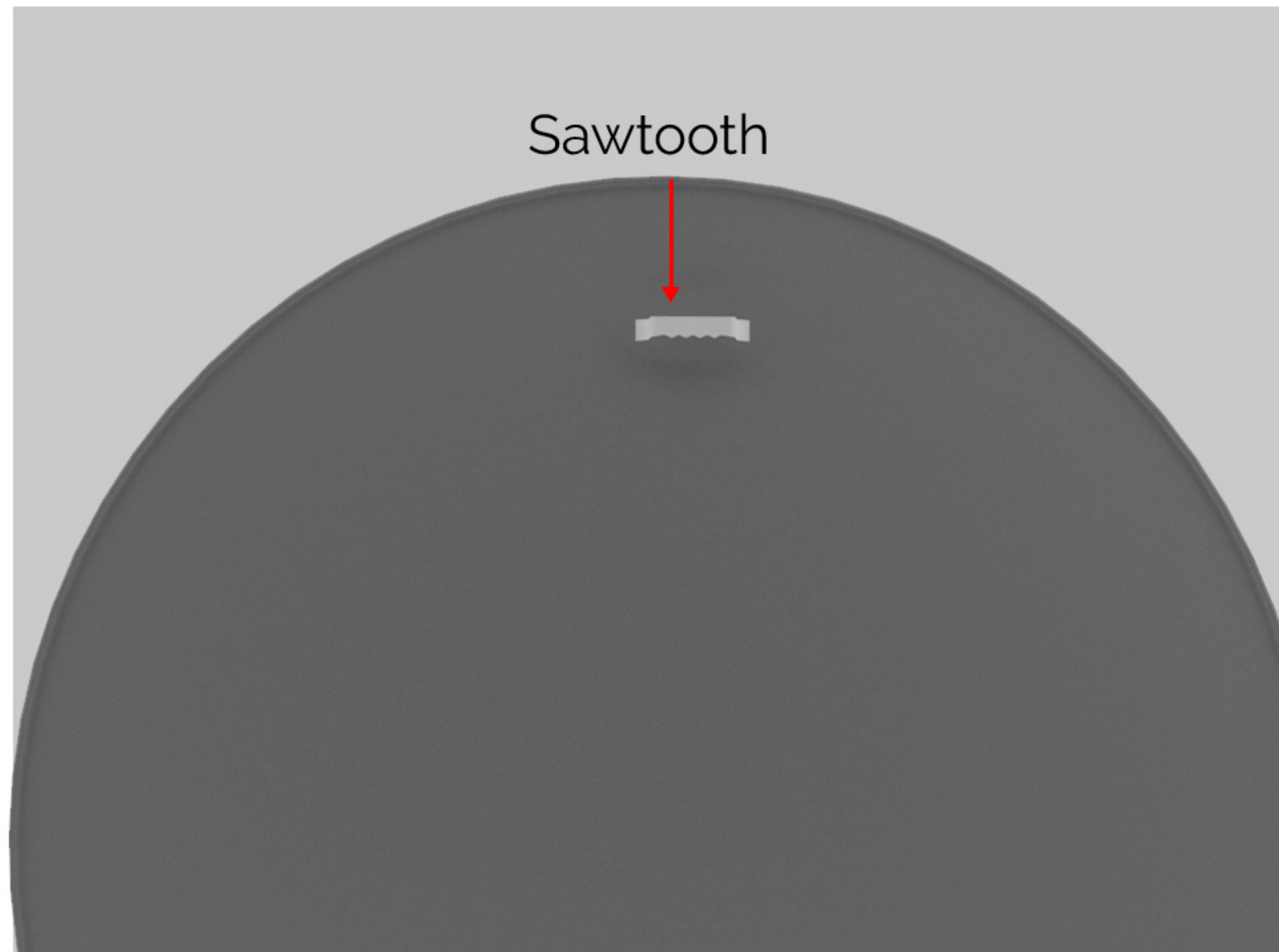


Using a hammer, insert the wall plug inside the hole.



Fix the Screw into the wall plug. Use a screwdriver to make sure it is secure,

### STEP 3



Using the image as a reference, place the Sawtooth over the screw.



Your installation is now complete.