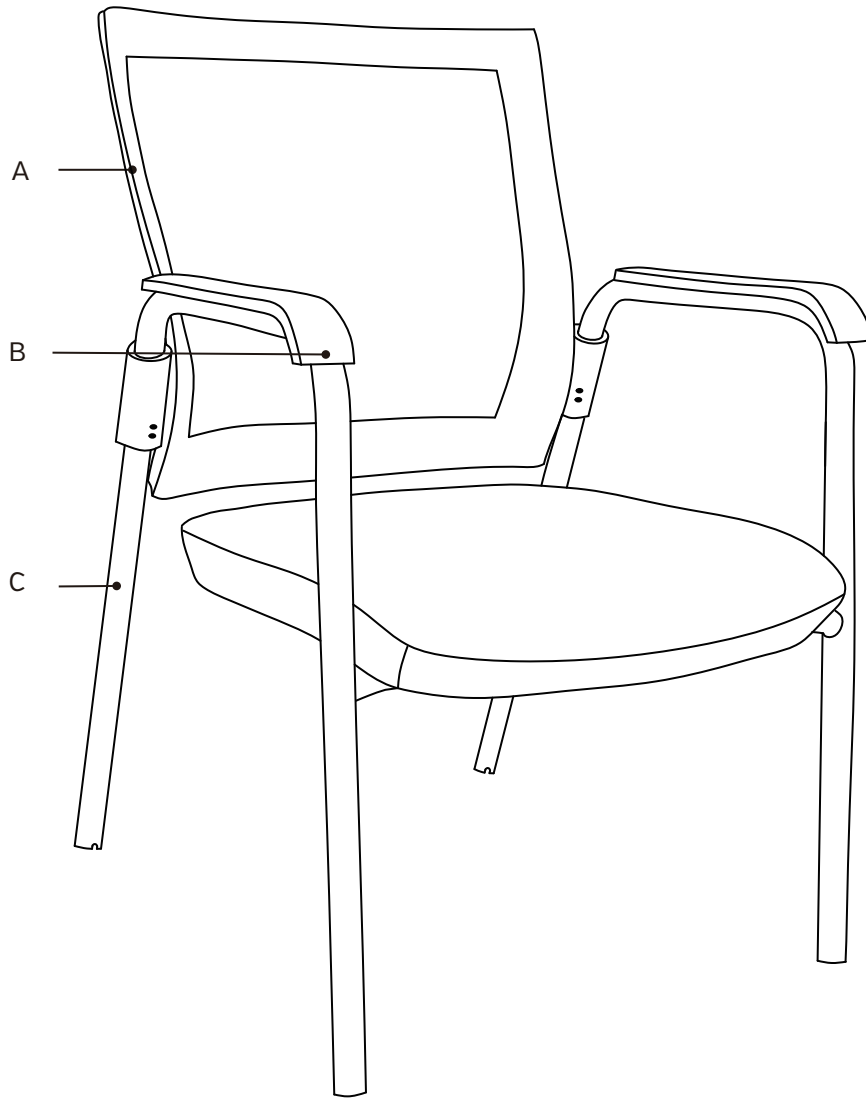










## Assembly Instruction WESTIN Visitor Chair



Item		Part Name	Part #	Qty
A		Back Frame	G00042/G00053	1
B		Arm Frame	G00043/G00054	1
C		Back Leg	G00044	2
D		Flat Washer	G00045	2
E		Bolt	G00046	2
F		3mm Hex Wrench	G00047	1
G		6mm Hex Wrench	G00048	1
H		Leg End Cap	G00049	4

### Warning

1. Product is for single person use only.
2. Do not use this chair unless all bolts and knobs are securely tightened.
3. Check that all bolts and knobs are tightened every six months or as needed.
4. Dispose of packing material properly. Do not use plastic cover as a head covering. Suffocation may result.
5. Do not use this chair as a stepladder.

