

PRODUCT: BED FRAME GENERAL

APPLICATION: QUEEN, KING

FINISH: BLACK

MOBILITIES (LEG ATTACHMENTS): 2 1/2" GLIDES WITH METAL SLEEVES

PACKAGED WEIGHT: 38 LBS.

SIDE RAIL: 1 1/2" X 1 1/2" X .100"

CROSS ARMS: 1 1/4" X 1 1/4" X .100"

TYPE: LATCH

CROSS WIRE/SUPPORT: N/A

CENTER SUPPORT: 1 3/4" X 1 3/8" X 12 GA.

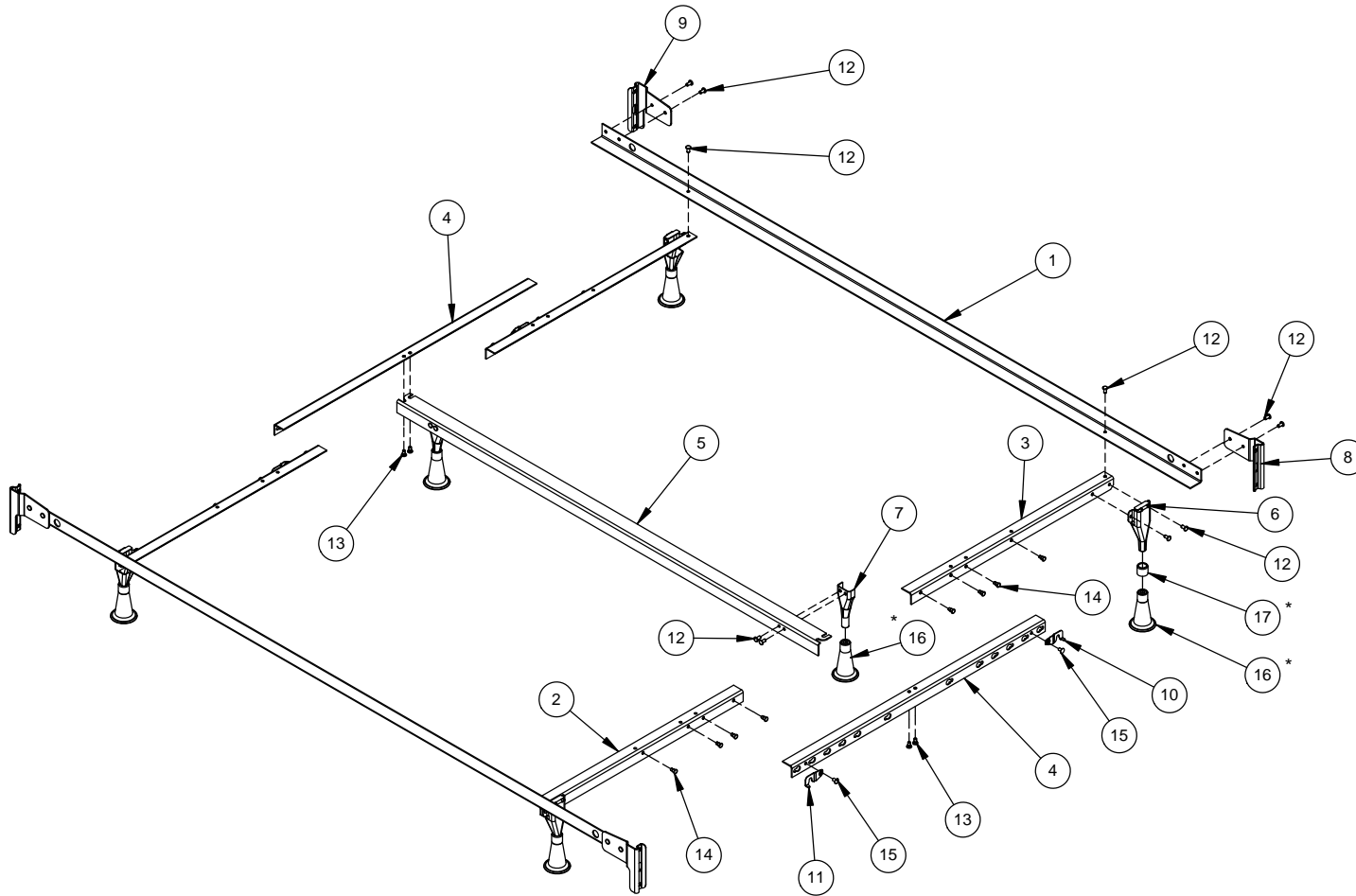
RETAINER BRACKETS: N/A

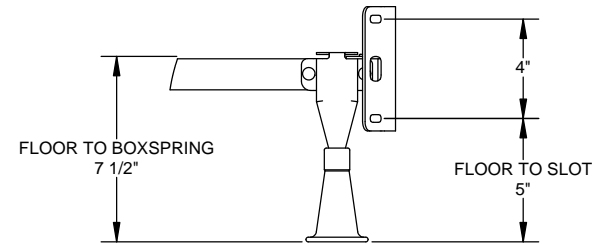
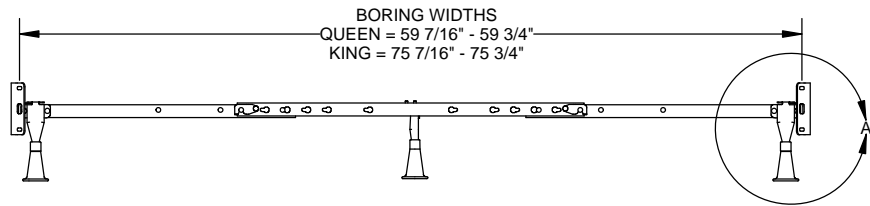
HEADBOARD/FOOTBOARD BRACKETS: FIXED

REMARKS:

NO.	PART NO.	QTY.	DESCRIPTION
1	13002818W	2	SIDE RAIL
2	13000045	2	CROSS ARM PL45 LEFT
3	13000046	2	CROSS ARM PL45 RIGHT
4	13000076W	2	CROSS ARM PLK45
5	13000033	1	CENTER SUPPORT
6	170160300	4	LEG, 45/46/47
7	170160900	2	LEG, MULTI-PURPOSE
8	13010293	2	BRKT HDBD 856
9	13010292	2	BRKT HDBD 856
10	13002801	2	POSILOCK LATCH
11	13002802	2	POSILOCK LATCH
12	60022455	24	RIVET, 1/4 X 1/2
13	60020169	4	RIVET, 1/4 X 5/16, SHLD
14	60020021	16	RIVET, 1/4 X 5/16, SHLD
15	60020074	4	RIVET, 1/4 X 1/2
16	20100073	6	GLIDE 2 1/2" HERCULES
17	21240006	4	SLEEVE GLIDE METAL
18	99301280	1	INST SHEET PL856
19	34090297	1	CARTON PL856

* COMPONENTS IN BAG PART.





DETAIL A
 SCALE 1 : 5

