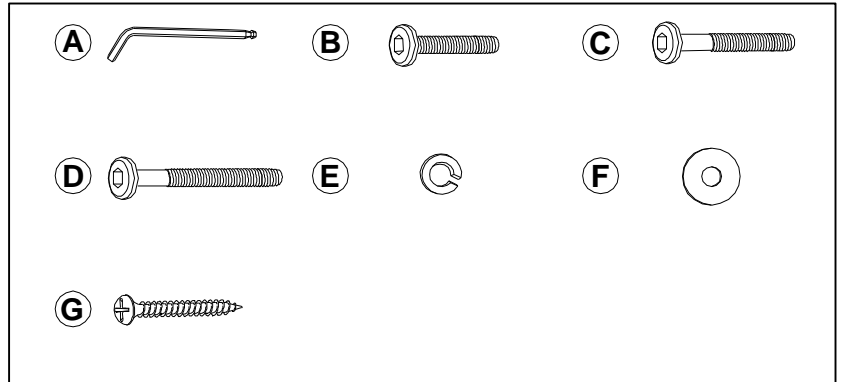


## ASSEMBLY INSTRUCTION & PARTS IDENTIFICATION

### COUNTER STOOL

#### HARDWARE KIT

No.	Qty	Description
A	x 1	Allen Key M4 X 110mm
B	x 2	JCBC Bolt M6 X 40mm
C	x 4	JCBC Bolt M6 X 60mm
D	x 4	JCBC Bolt M6 X 80mm
E	x 10	Spring Washer 1/4"
F	x 10	Flat Washer 5/16"
G	x 6	Pan Head CBS #8 x 1 1/2"

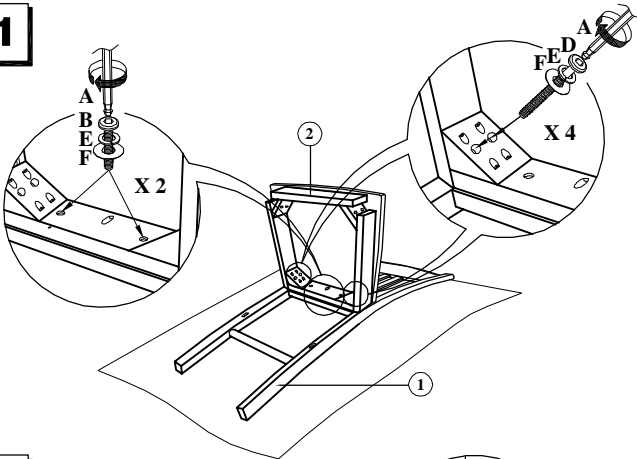


#### PART KEY

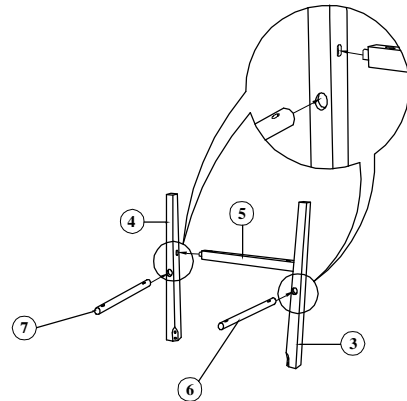
No.	SKU	Qty	Description
1		1 pc	Stool Back Complete
2		1 pc	Complete Seat
3		1 pc	Right Front Leg
4		1 pc	Left Front Leg
5		1 pc	Front Stretcher
6		1 pc	Right Side Stretcher
7		1 pc	Left Side Stretcher

**NOTE : DO NOT FULLY TIGHTEN CONNECTIONS UNTIL CHAIR SITS LEVEL ON THE FLOOR OF INTENDED USE. ONCE CHAIR IS LEVEL, BE SURE TO TIGHTEN ALL BOLTS.**

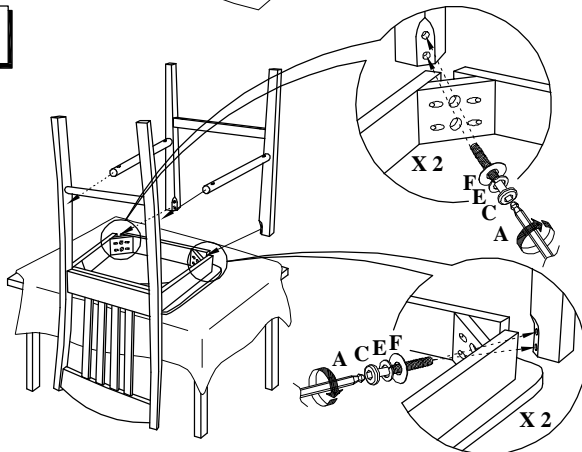
**1**



**2**



**3**



**4**

