





ASSEMBLY INSTRUCTIONS

ITEM NO: CHEST

Thank you for purchasing this quality product. Be sure to check all packing material carefully for small parts, which may have come loose inside the carton during shipment. Identify and count all parts and compare with the **HARDWARE LIST** below.

NO.	PARTS LIST		Q'TY	NO.	HARDWARE LIST		Q'TY
A		Chest	1	1		Anti- tipping Hardware	1
B		Front Bun Feet w/ Leveler	2				
C		Bun Feet w/ screw	2				

