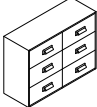









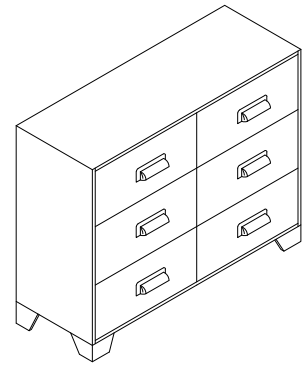
# ASSEMBLY INSTRUCTION

## BOX OF DRESSER DRESSER

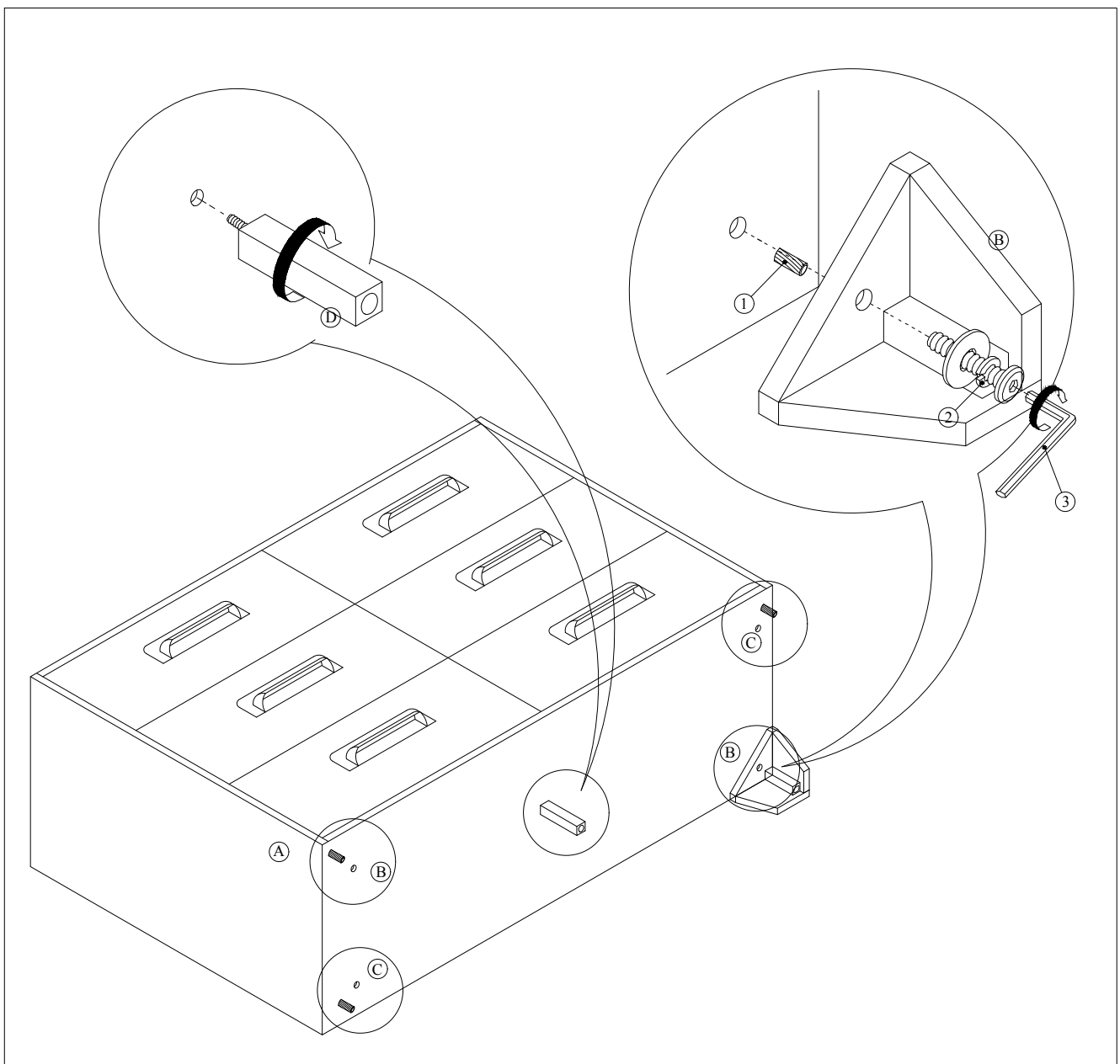
ITEM	DRAWING	DESCRIPTION	QTY
A		DRESSER	1
B		LEG (B) (Located in the bottom drawer)	2
C		LEG (C) (Located in the bottom drawer)	2
D		SUPPORT LEG (Located in the bottom drawer)	1
E		TIPPING RESTRAINT (Affix to wall behind dresser) *Located in the right side front drawer	1

## BOX OF DRESSER HARDWARE LIST

ITEM	DRAWING	DESCRIPTION	QTY
1		WOOD DOWEL M8x30mm	4
2		JCBC SCREW M6x40mm	4
3		L-KEY M4x65mm	1



COMPLETED DRESSER ASSEMBLY



THE HARDWARE IS LOCATED IN THE PACKING ITEMS

THE ANTI TIPPING HARDWARE IS LOCATED IN THE RIGHT SIDE FRONT DRAWER OF DRESSER

NOTE : MUST TIGHT SCREWS PERIODICALL. WITH USE SCREWS MAY BECOME LOOSE.  
CHECK TIGHNESS OF ALL SCREWS EVERY 6-8 WEEKS.

MADE IN MALAYSIA