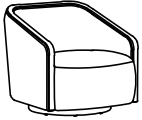

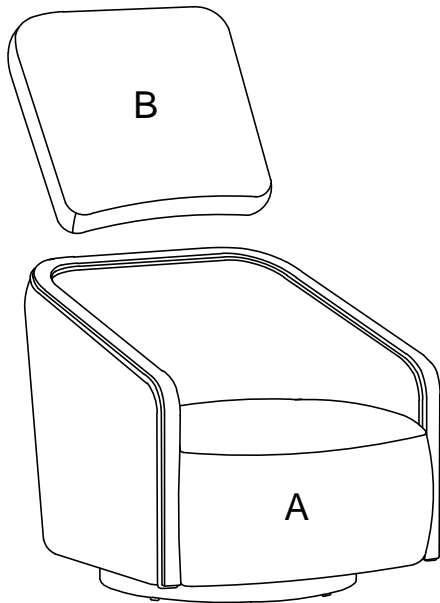


# ASSEMBLY INSTRUCTION

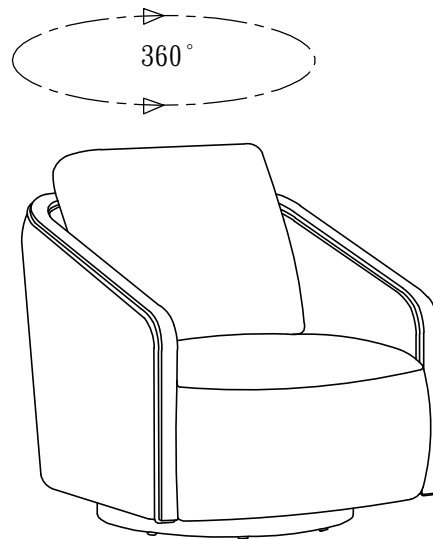
## SWIVEL CHAIR

NO.	PARTS LIST	QTY	DESCRIPTION
A		1	Swivel Chair
B		1	Seat Cushion

### STEP 1



### STEP 2



#### CARE INSTRUCTION FOR FABRIC FURNITURE

In order to maintain the original appearance of your furniture, please follow below care procedures .

°Avoid exposing furniture directly to sunlight or heating and air conditioning outlets. sunlight and/ or exposure to heating and air conditioning outlets will fade/damage fabric. Do not place your upholstered furniture too close to windows, radiators, vents and be sure to use window treatments to block the sun's rays

°Wipe with a soft brush to remove dust

\*Hardware may loosen over time. Periodically check to make sure all connections are tight. Re-tighten if necessary.

\*For items use on wooden floor, hard surfaces or carpets, it is recommended to install protective pads under all legs and Supports to avoid/prevent from damages/scratches and discoloration.