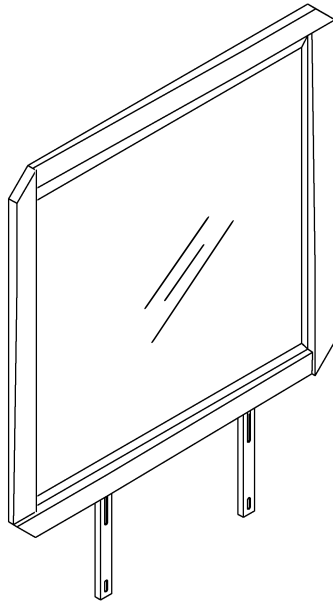


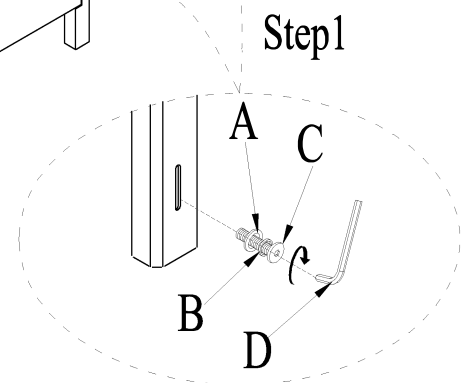
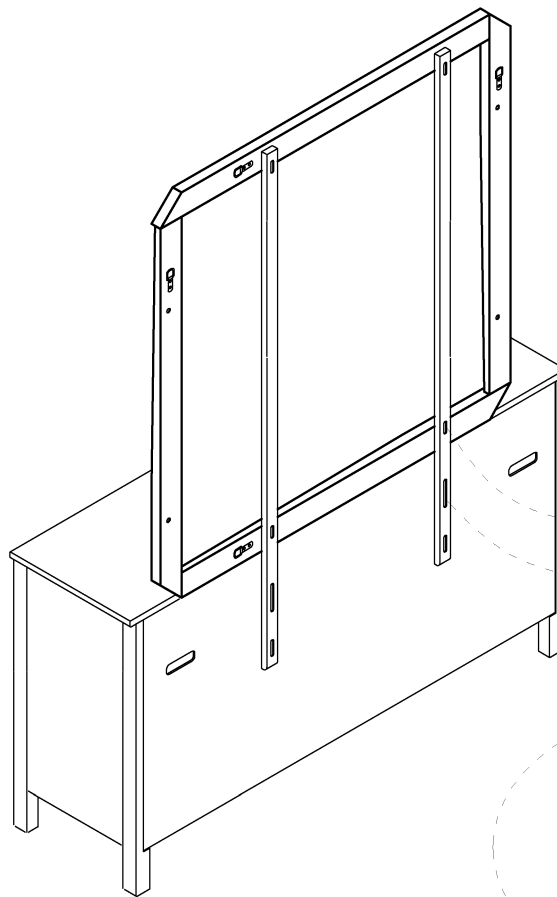
ASSEMBLY INSTRUCTION





MIRROR



IMPORTANT NOTES :

- . Place all wooden parts on a clean and smooth surface such as a rug or carpet to prevent the parts from being scratched.
- . Check to be sure that you have all parts and hardware.
- . Remove all wrapping materials, including staples and packing straps before you start to assemble.
- . Do not tighten all screws and bolts until completely assembled.
- . Keep all hardware out of the reach of children.



NO.	Dimension	Shape	Quantity
A	Flat Washer #5/16"*19		8pcs
B	Lock Washer Ø5/16"		8pcs
C	Bolt 5/16"*38mm		8pcs
D	Allen Key 4mm		1pc