

ASSEMBLY INSTRUCTIONS



ASSEMBLY INSTRUCTIONS

ASSEMBLY TIPS:

1. Remove hardware from box and sort by size.
2. Please check to see that all hardware and parts are present prior to start of assembly.
3. Please follow attached instructions in the same sequence as numbered to assure fast & easy assembly.



WARNING!

1. Don't attempt to repair or modify parts that are broken or defective. Please contact the store immediately.
2. This product is for home use only and not intended for commercial establishments.





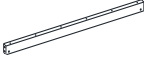




ASSEMBLY TIME

20 MINUTES

PARTS IDENTIFICATION

B1 (BOX 1)

A	HEADBOARD PANEL		1PC
B	FOOTBOARD PANEL		1PC
C	TOP PANEL		2PCS
D	LEG		4PCS
E	CROSSBAR		2PCS
F	ROLL SLAT (20PCS)		1SET
G	CENTER RAIL SUPPORT WITH LEVELER		6PCS

B2 (BOX 2)

H	BED RAIL		2PCS
I	CENTER RAIL		2PCS

NOTE:

Phillips head screw driver is required in the assembly process; however, manufacturer does not provide this item.

ASSEMBLY INSTRUCTIONS

ASSEMBLY TIPS:

1. Remove hardware from box and sort by size.
2. Please check to see that all hardware and parts are present prior to start of assembly.
3. Please follow attached instructions in the same sequence as numbered to assure fast & easy assembly.

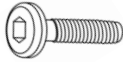
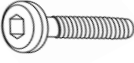
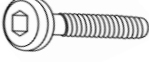










WARNING!

1. Don't attempt to repair or modify parts that are broken or defective. Please contact the store immediately.
2. This product is for home use only and not intended for commercial establishments.

HARDWARE IDENTIFICATION

Z-B1 (BOX 1) - HARDWARE PACK IS LOCATED IN E (B1)

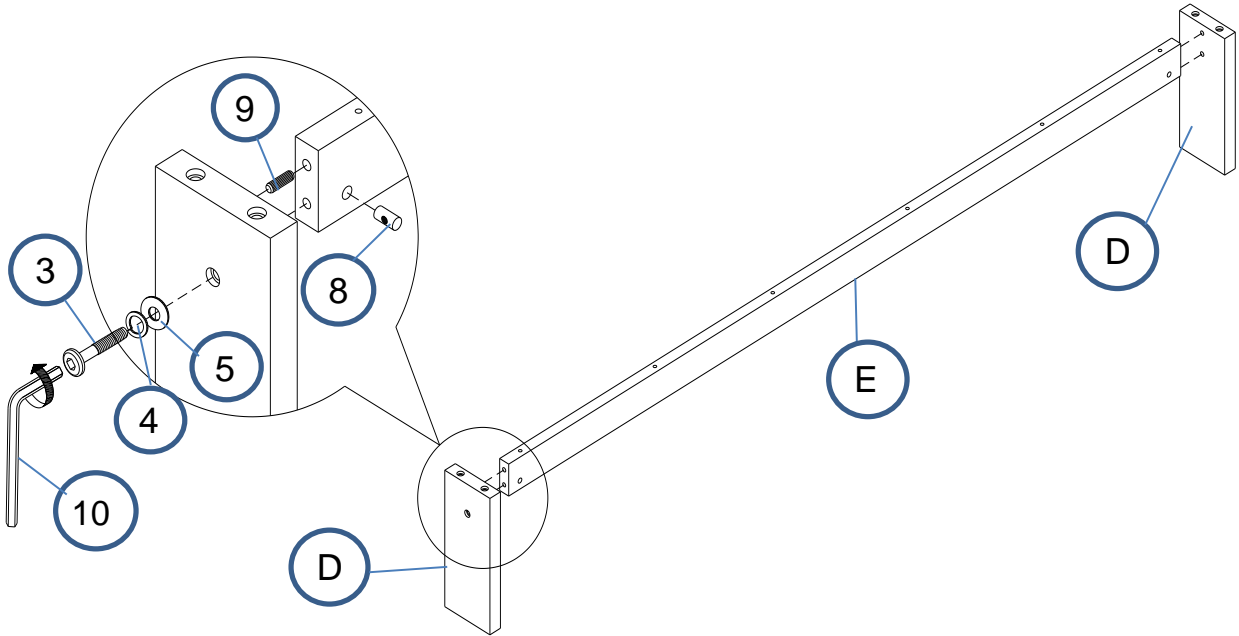
1	SHORT BOLT (M8 x 20mm - RBW)		8PCS
2	MEDIUM BOLT (M6 x 35mm - BLK)		8PCS
3	LONG BOLT (M6 x 60mm - BLK)		4PCS
4	LOCK WASHER (M6 - BLK)		12PCS
5	SMALL FLAT WASHER (M6 x 13mm - BLK)		12PCS
6	BIG FLAT WASHER (M8 x 18mm - RBW)		8PCS
7	PAN HEAD SCREW (M4 x 30mm - BLK)		84PCS
8	BARREL NUT (M6 x 13mm - SLV)		4PCS
9	WOOD DOWEL (M8 x 30mm - NAT)		4PCS
10	SMALL ALLEN WRENCH (M4 x 65mm - BLK)		1PC
11	BIG ALLEN WRENCH (M5 x 65mm - BLK)		1PC

NOTE:

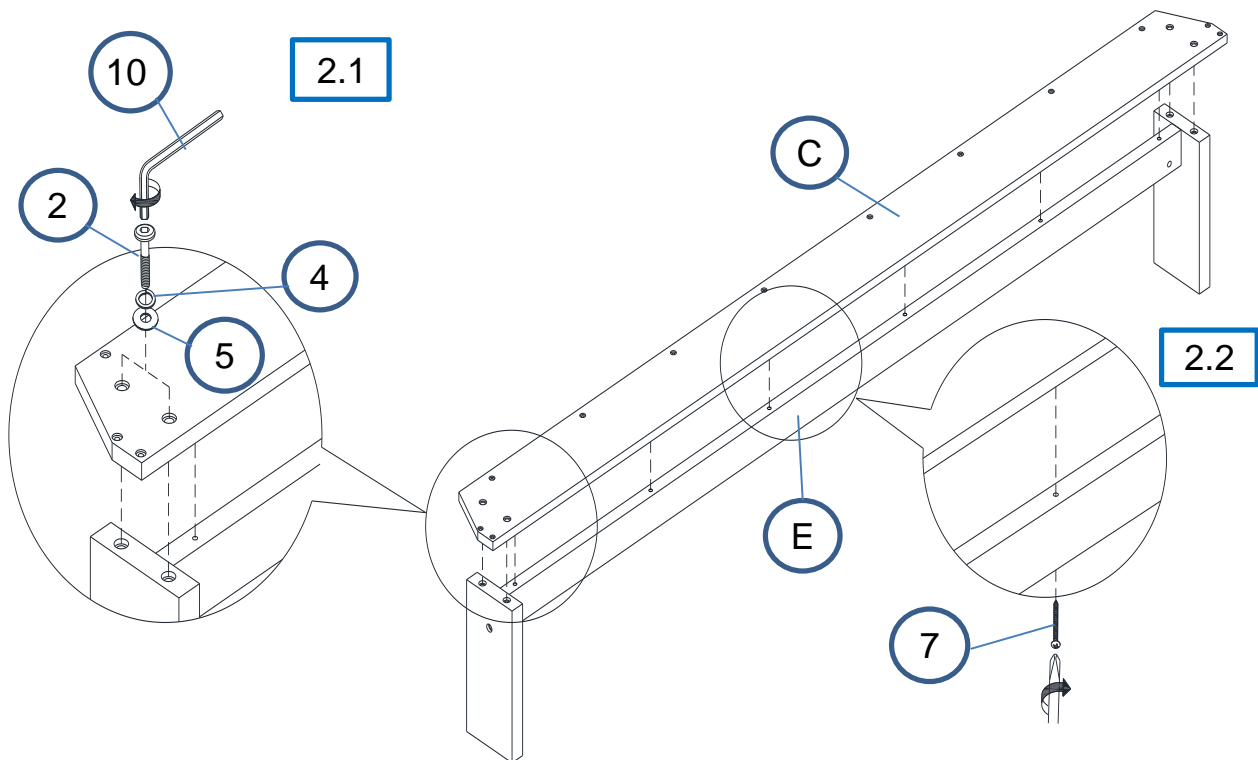
Phillips head screw driver is required in the assembly process; however, manufacturer does not provide this item.

ASSEMBLY INSTRUCTIONS

STEP 1

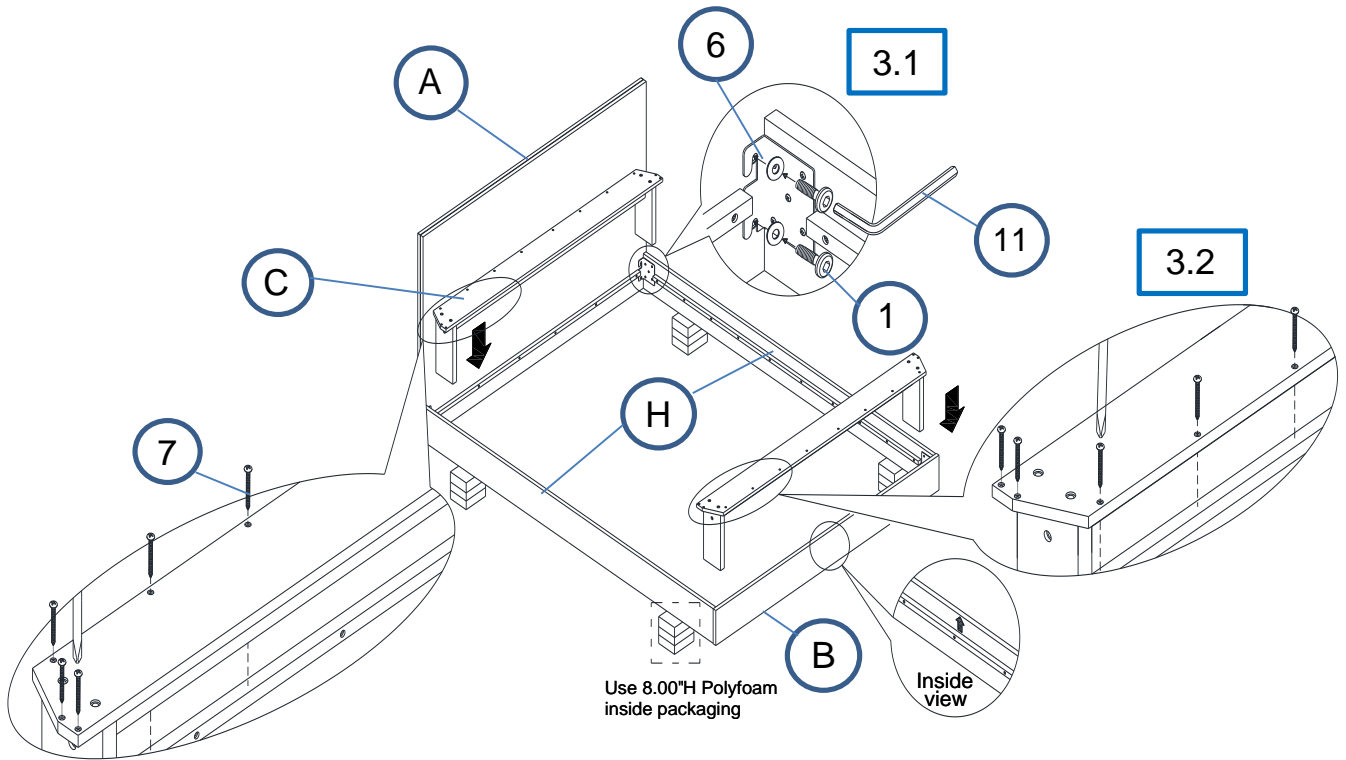


STEP 2

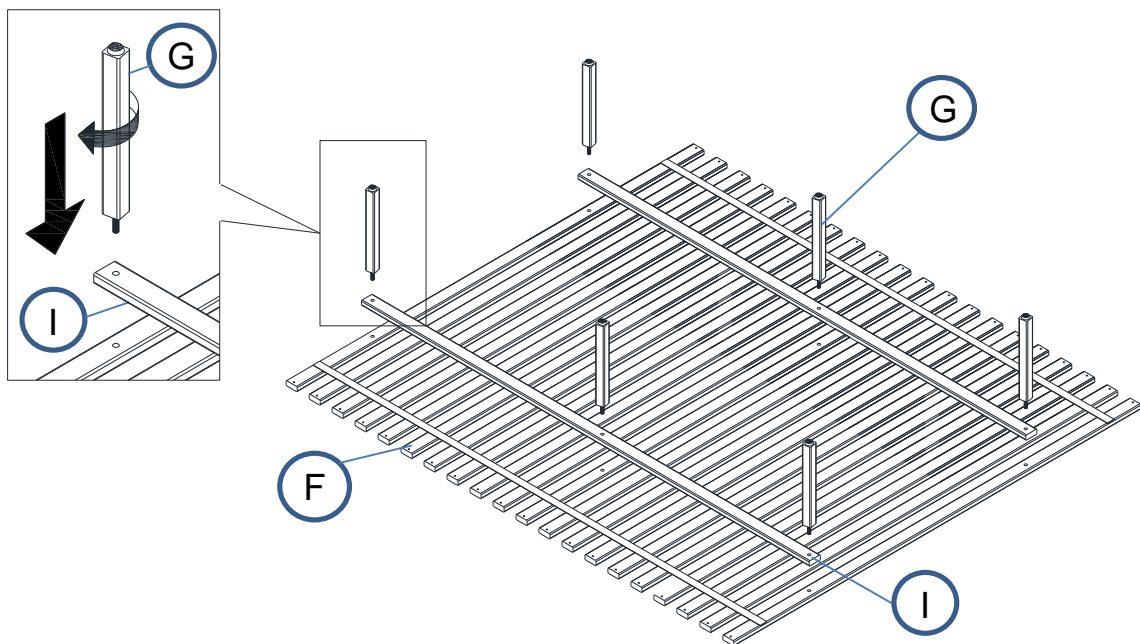


ASSEMBLY INSTRUCTIONS

STEP 3

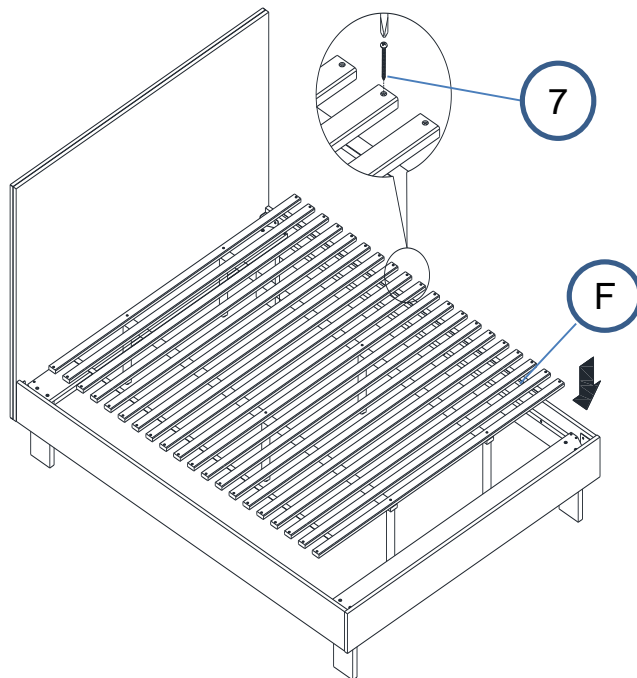


STEP 4



ASSEMBLY INSTRUCTIONS

STEP 5



STEP 6 COMPLETE

