



# ASSEMBLY INSTRUCTION

MODEL NO:

FOR SIDE RAIL




(BOX 1)

BOX OF HEADBOARD & FOOTBOARD

ITEM	DRAWING	DESCRIPTION	Qty
A		HEADBOARD	1
B		FOOTBOARD	1



(BOX 2)

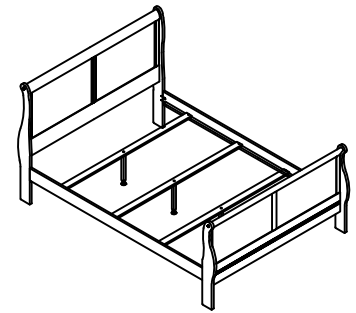
BOX OF SIDE RAIL

ITEM	DRAWING	DESCRIPTION	Qty
C		SIDE RAIL	2
D		WOODEN SLAT	3
E		WOODEN SUPPORT	3

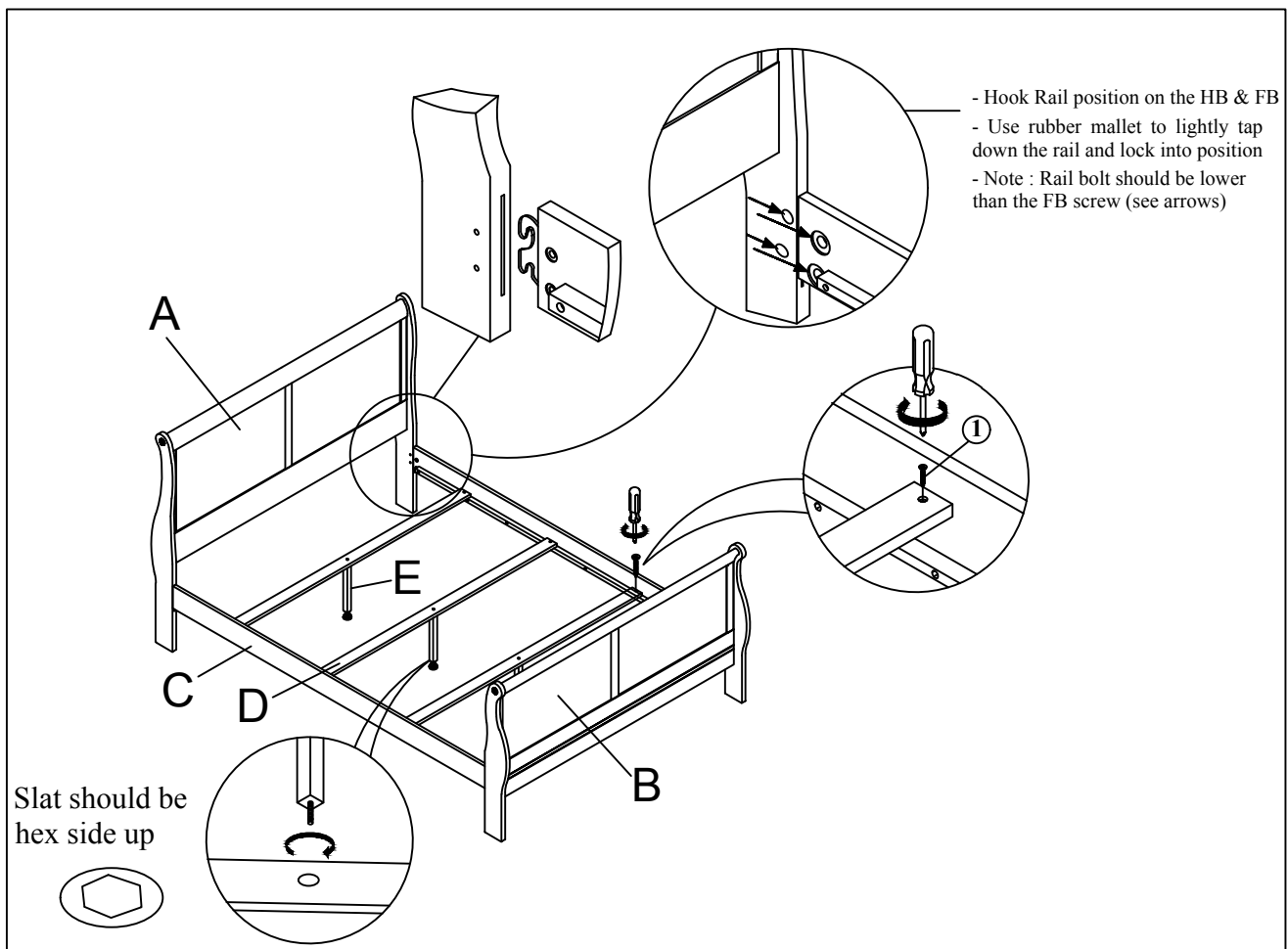
(BOX 2)

HARDWARE LIST

ITEM	DRAWING	DESCRIPTION	Qty
1		CB SCREW (M4 *28mm)	6
2		SCREW DRIVER(*)	1



**COMPLETED FULL BED  
ASSEMBLY**



## THE HARDWARE IS LOCATED THE PACKING ITEMS

NOTE: MUST TIGHTEN SCREWS PERIODICALLY WITH USE SCREWS MAY BECOME LOOSE.

CHECK TIGHTNESS OF ALL SCREWS EVERY 6-8 WEEKS.

## CLEANING INSTRUCTION

After assembled, clean & polish the completed parts if necessary with soft cloth and industrial recognized furniture polish.

MADE IN VIETNAM