



*ASSEMBLY INSTRUCTIONS
COASTER FINE FURNITURE*



Fine Furniture for every stage of life

224711Q(B1-B3)
Queen Bed

REVISION 0 : 09/12/2023
REVISION 1 : 08/21/2024
REVISION 2 : 08/08/2025

ITEM: 224711Q(B1-B3)



ASSEMBLY INSTRUCTIONS

ASSEMBLY TIPS:

1. Remove hardware from box and sort by size.
2. Please check to see that all hardware and parts are present prior to start of assembly.
3. Please follow attached instructions in the same sequence as numbered to assure fast & easy assembly.



WARNING!

1. Don't attempt to repair or modify parts that are broken or defective. Please contact the store immediately.
2. This product is for home use only and not intended for commercial establishments.

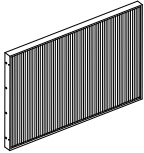





ASSEMBLY TIME

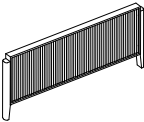



30 MINUTES

PARTS IDENTIFICATION

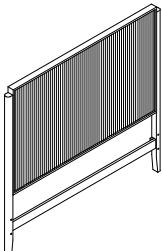
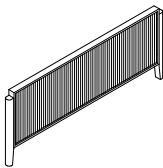
B1 (BOX 1)

A	HEADBOARD PANEL		1PC	C	RIGHT HEADBOARD LEG		1PC
B	HEADBOARD BOTTOM RAIL		1PC	D	LEFT HEADBOARD LEG		1PC

B2 (BOX 2)

E	FOOTBOARD		1PC	H	BED SLAT SUPPORT WITH LEVELER		4PCS
F	BED RAIL		2PCS	G	BED SLAT		4PCS

B3 (BOX 3)

HB	224711Q (B1) FROM BOX 1 HEADBOARD COMPLETE		1PC	FB	224711Q (B2) FROM BOX 2 FOOTBOARD COMPLETE		1PC
----	---	---	-----	----	---	---	-----

NOTE:

Phillips head screw driver is required in the assembly process; however, manufacturer does not provide this item.

ITEM: 224711Q(B1-B3)



ASSEMBLY INSTRUCTIONS

ASSEMBLY TIPS:

1. Remove hardware from box and sort by size.
2. Please check to see that all hardware and parts are present prior to start of assembly.
3. Please follow attached instructions in the same sequence as numbered to assure fast & easy assembly.

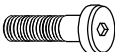





WARNING!

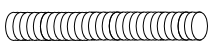
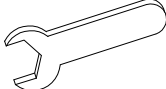



1. Don't attempt to repair or modify parts that are broken or defective. Please contact the store immediately.
2. This product is for home use only and not intended for commercial establishments.

HARDWARE IDENTIFICATION

Z-B1 (BOX 1) - HARDWARE PACK IS LOCATED IN 224711Q (B1)

1	BOLT (5/16" x 38mm -RBW)		10PCS	3	FLAT WASHER (5/16" x 19 x 1.5mm -RBW)		10PCS
2	LOCK WASHER (5/16" -RBW)		10PCS	4	ALLEN WRENCH (4MM -RBW)		1PC

Z-B3 (BOX 3) - HARDWARE PACK IS LOCATED IN 224711Q (B3)

5	THREADED BOLT (5/16" x 75mm - RBW)		8PCS	8	WRENCH (13MM - RBW)		1PC
6	U-SQUARE WASHER (25 x 15 x 2mm - RBW)		8PCS	9	FLAT HEAD SCREW (4 x 32mm - RBW)		8PC
7	HEX NUT (5/16" x 17mm - RBW)		8PCS				

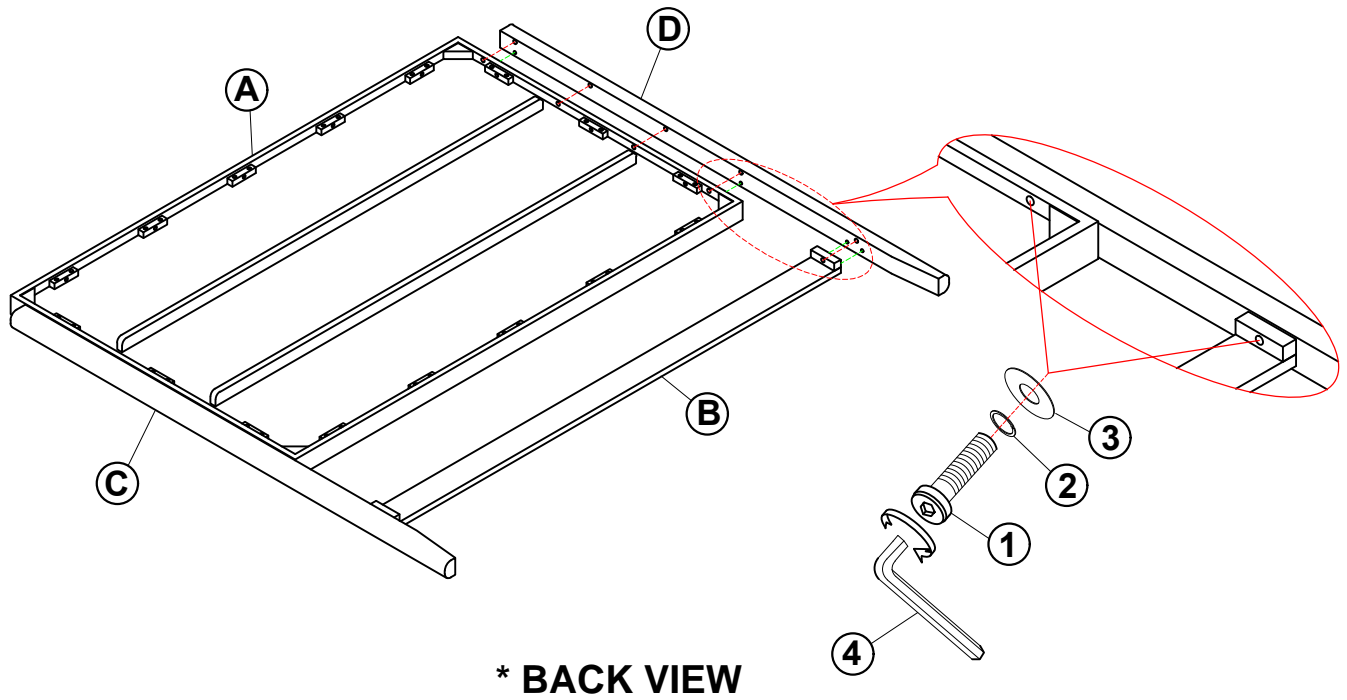
NOTE:

Phillips head screw driver is required in the assembly process; however, manufacturer does not provide this item.

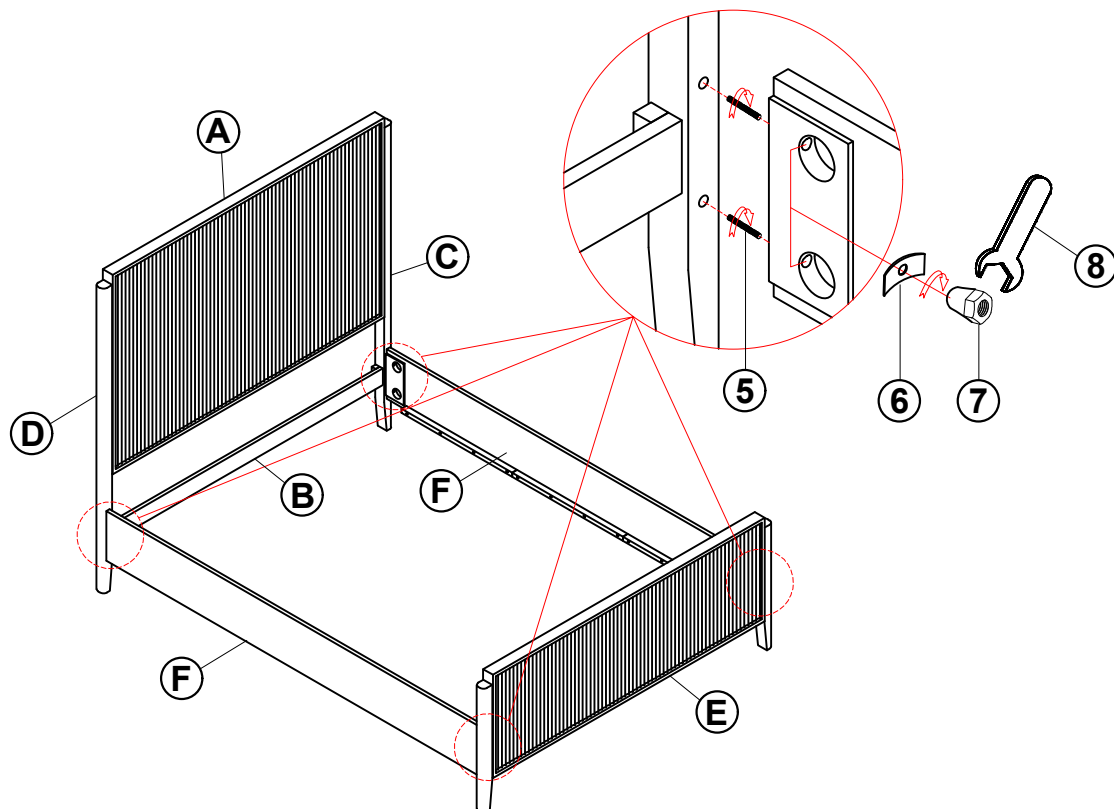
ITEM: 224711Q(B1-B3)

ASSEMBLY INSTRUCTIONS

STEP 1



STEP 2

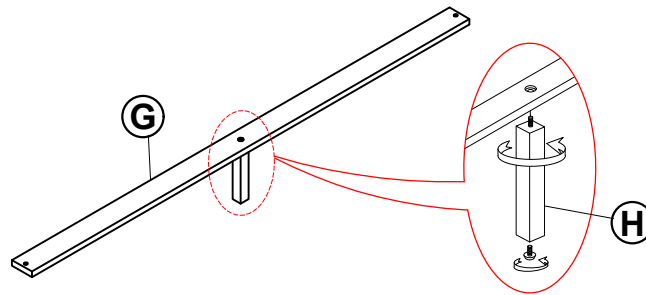


ITEM: 224711Q(B1-B3)

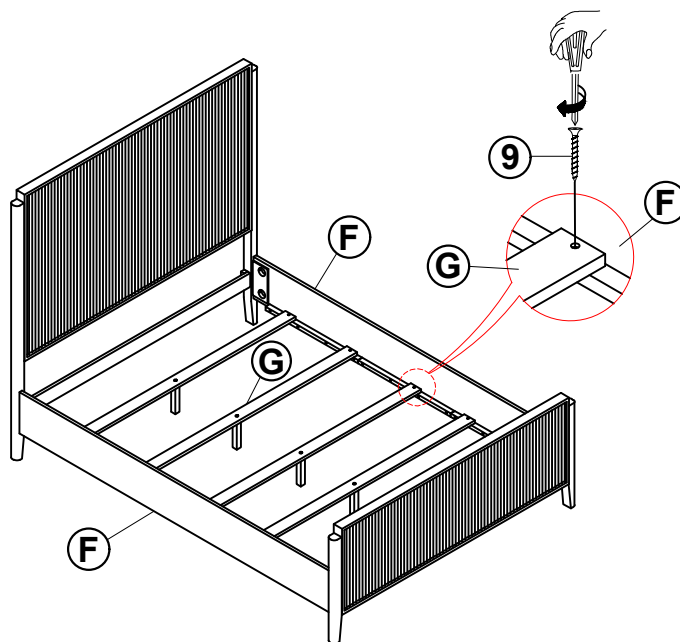
ASSEMBLY INSTRUCTIONS



STEP 3

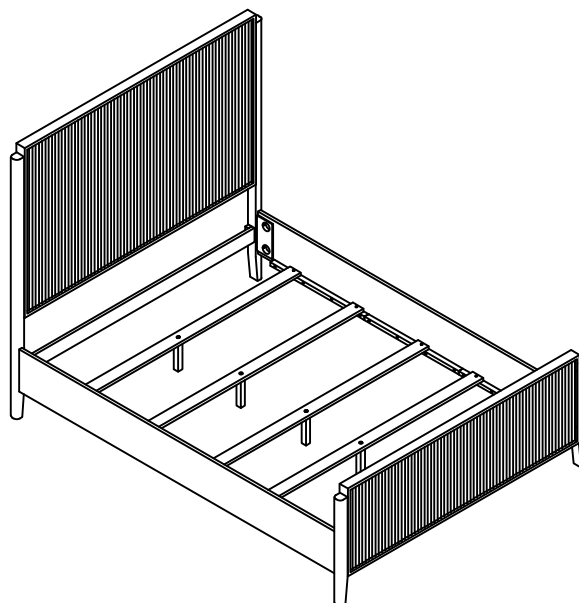


STEP 4



STEP 5

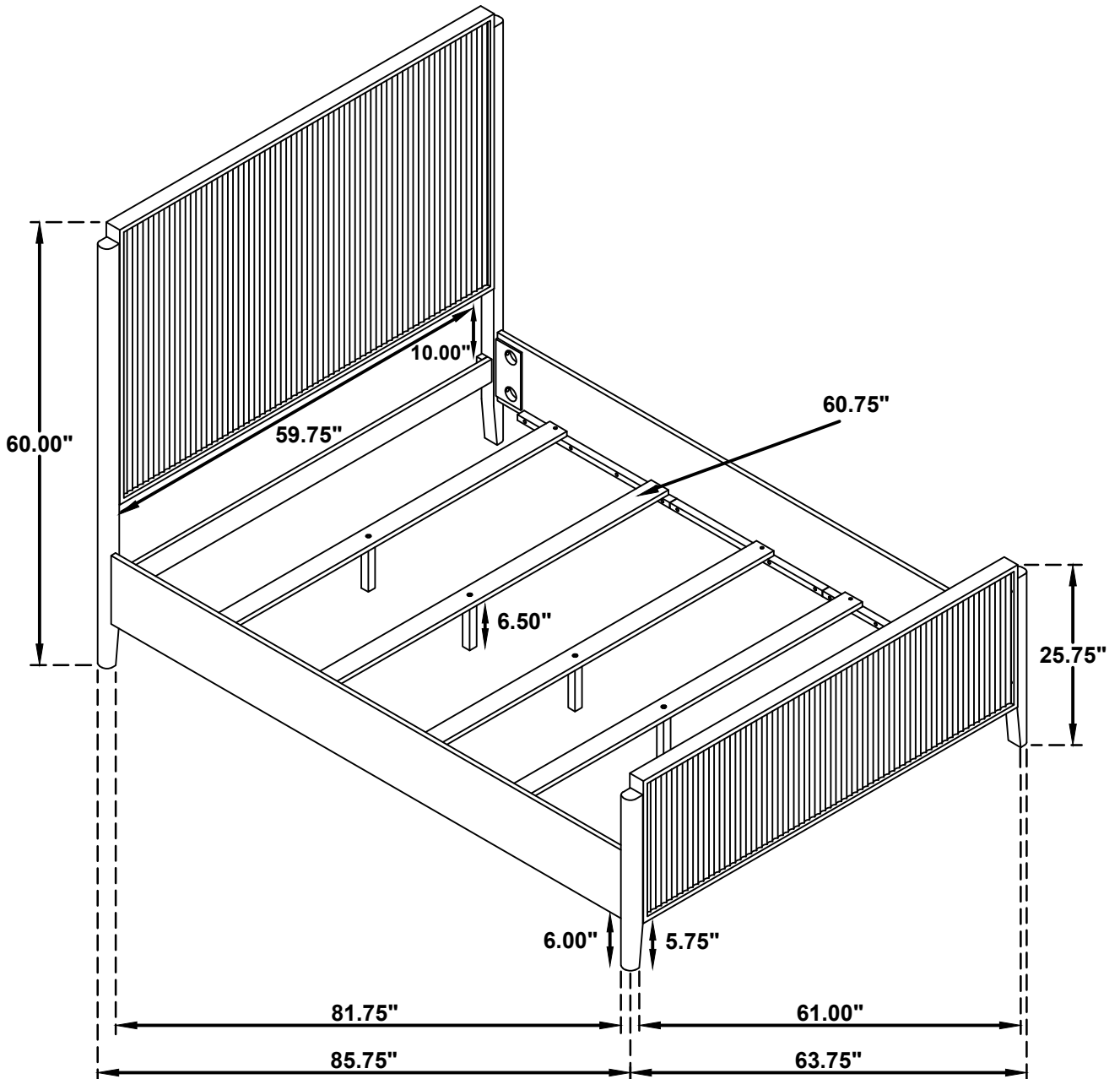
COMPLETE



ITEM: 224711Q(B1-B3)



Inner Size : 60.75"W x 81.00"D



Note : Dimension tolerance $\pm 5\%$