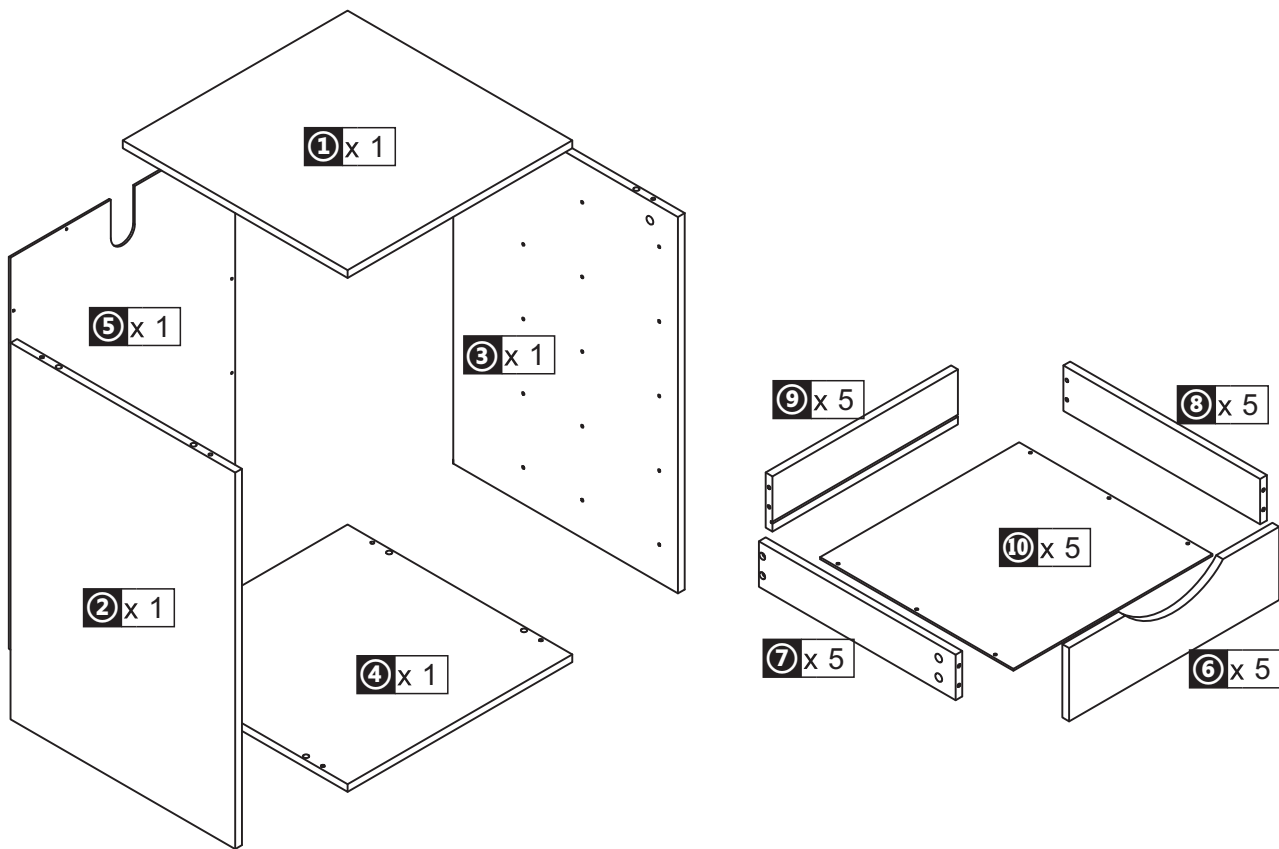

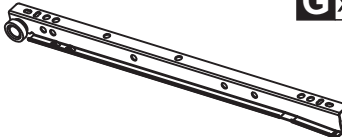



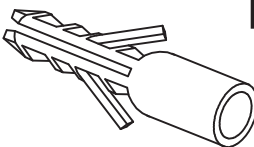
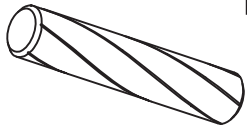
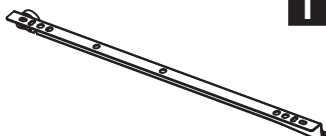
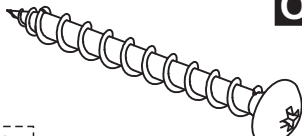
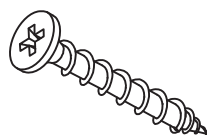



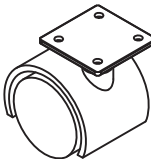
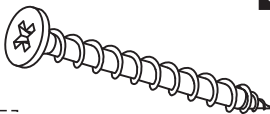

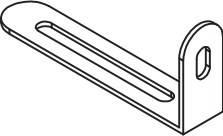
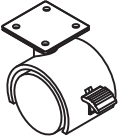


Tools Recommended

ASSEMBLY INSTRUCTION



 A x 24	 G x 5	 M x 17
 B x 24	 H x 5	 N x 1
 C x 8	 I x 5	 O x 1
 D x 20	 J x 30	 P x 12
 E x 30	 K x 2	 Q x 4
 F x 5	 L x 1	 R x 2

Additional specifications for screws:

- M4*10: Next to screw M
- M4*30: Next to screw O
- M4*30: Next to screw D
- M3.5*10: Next to screw J
- M3*12: Next to screw P
- M3.5*12: Next to screw E
- M4*40: Next to screw Q

