

BROAD Air Manager APP

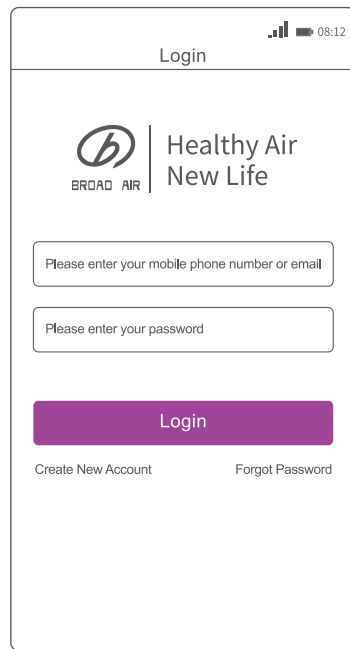
Users' Guide — AirPro Fresh



2023 03 English

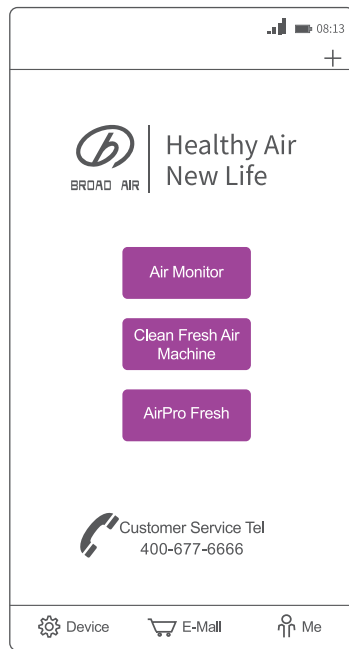
Log in/ Register

Click Log in, Input Account and Password
Forgot or Modify password: Click "Forgot password" to Reset password



Main page

Device: For operating the device
E-Mail: Used to check the detailed information of all products of the BROAD
Me: Main account management and user's instructions



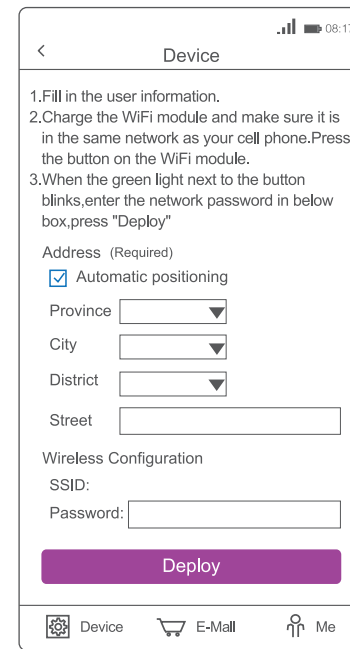
Add Device

Connect the device to be bound and the mobile phone to the same wireless router. Click "+" in the upper right corner
Click to add device: AirPro Fresh



WiFi configuration

In the shutdown state, press the wind speed button on Airpro Fresh till the blue LED flashes, it will enter the distribution network state. Fill in address and WIFI password, and click 'Configure'. When the LED briefly displays green, the WIFI configuration is successful





Scan to download APP



Scan to watch operate video



BROAD CLEAN AIR TECHNOLOGY
远大洁净空气科技有限公司

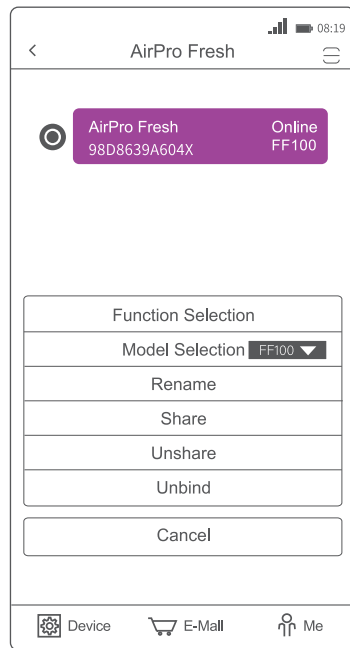
Broad Town Changsha, CN.

Sales: +86-731-84086378

Service: +86-400-883-9333


Shared control

Press the device name on this page for long time to Rename or Share it; Select 'Share', and share the QR code to others for controlling the device



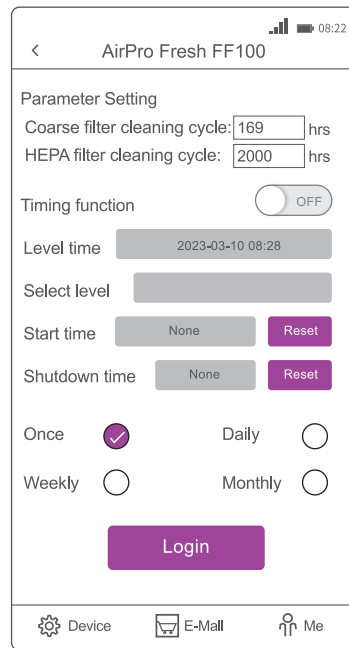
Real-time control interface

Wind speed could be adjusted in real time. Click "≡" in the upper right corner to set parameters for Coarse Filter Cleaning and HEPA Filter replacement. Please click 'Reset' after cleaning or replacement, and the usage cycle will start timing again *Note: The display page is subject to the specific model



Parameter settings

The filter cleaning cycle, timing function could be set in real time



Me main page

Used for account management, product information query, and usage assistance

