












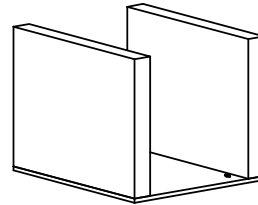
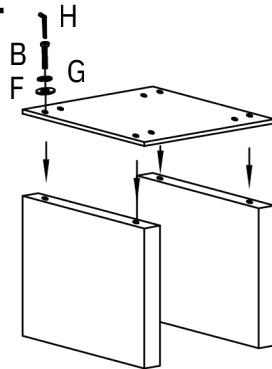
# ITEM NO:OE3350WH/WA

## ASSEMBLY INSTRUCTIONS

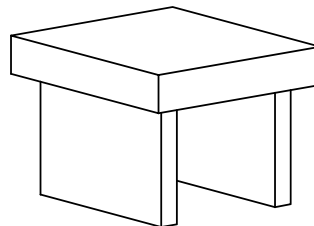
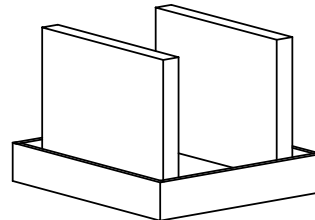
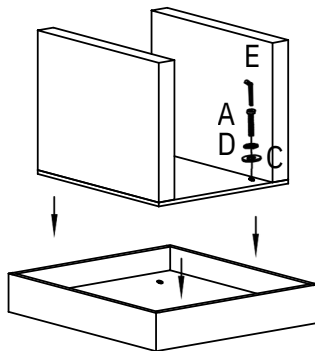
NO	Parts list		QTY
1	table top		1pcs
2	Connection board		1pcs
3	foot box		2pcs

NO	Hardware		QTY
A		Ø 1/4" * 1-1/4" Bolt	4pcs
B		Ø 5/16" * 1-1/4" Bolt	4pcs
C		Ø 1/4" * 19mm Flat washer	4pcs
D		Ø 1/4" Spring washer	4pcs
E		Ø 1/4" All-Wrench	1pcs
F		Ø 5/16" * 21mm Flat washer	4pcs
G		Ø 5/16" Spring washer	4pcs
H		Ø 5/16" All-Wrench	1pcs

step1



step2



Do not tighten screws until completely assembled