
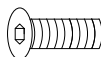


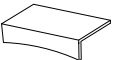



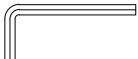


	PARTS LIST	DESCRIPTION	QTY		PARTS LIST	DESCRIPTION	QTY
A		ARM LEFT	1	E		1/4"x30 mm BOLT	13
B		ARM RIGHT	1	F		Ø6.5x1.0 mm WASHER	26
C		SEAT FRAME	1	G		1/4" NUT	13
D		BACK FRAME	1	H		10 / 12mm HEX WRENCH	1
				I		HEX BOLT DRIVER	1