


Installation


To avoid scratches and swallowing parts, please do not install by children!


Hardware List		Hardware List			
	Seat	1		Backrest	1
	Sofa cover	1		Seat cushion	1
	Back cushion	1		Pillow	1
	Legs	4		Buckle	1
	8x20mm screw	2			

1




- 2** Put on the sofa cover. Be careful to loosen all the zippers first.
The mesh goes on the bottom of the couch.
Suggestion: you'd better not remove the protective strip before finish putting the cover on.



- 3**  Secure the legs of the sofa.



- 4** Note that the direction of cushion placement is distinguished by the direction of Velcro, please follow the picture demonstration operation.



- 5** Apply the connection buckles to connect the seats together(or not, it's totally up to users).

