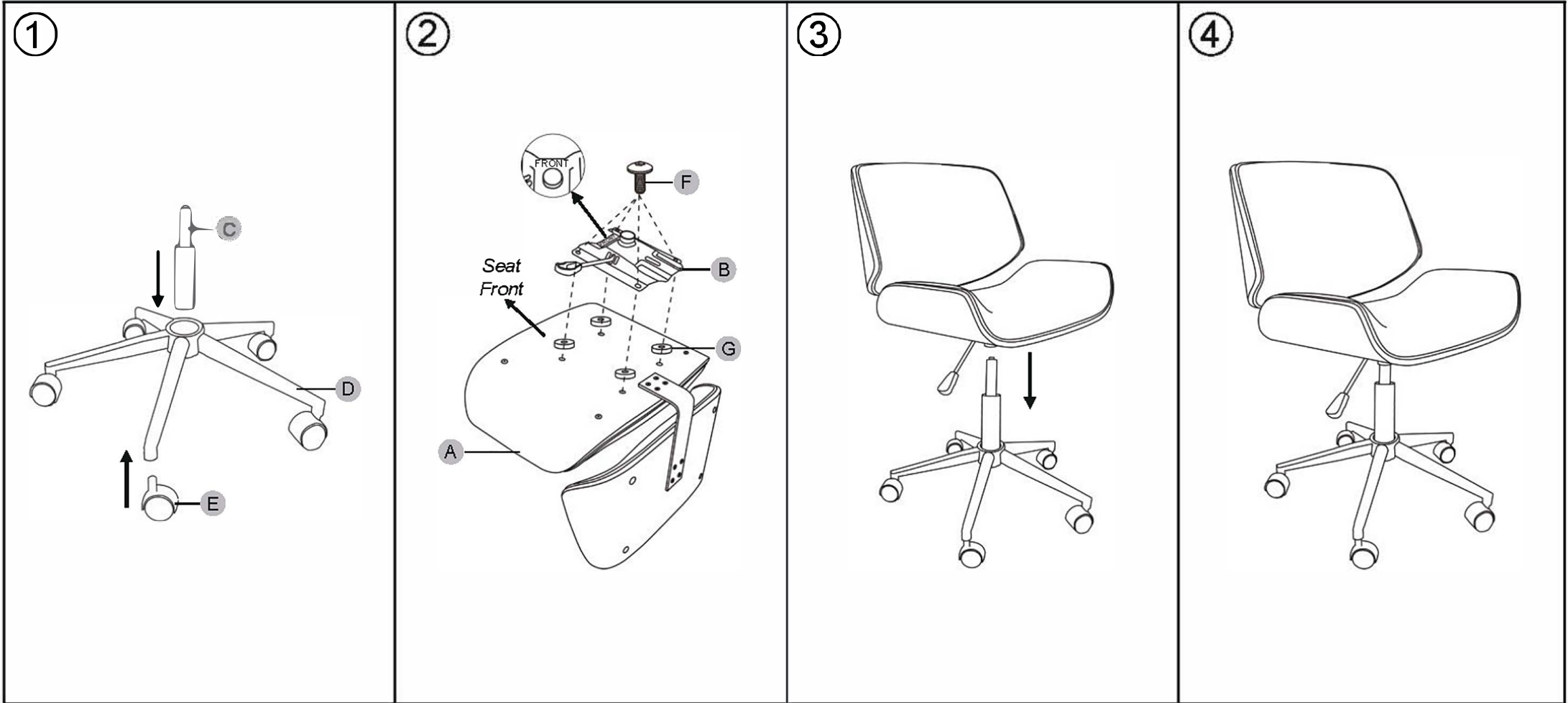










**⚙️ Assembly Tips:**

- **STEP 1** - Hold the base firmly and push the casters in with strong pressure.
- **STEP 2** - "FRONT" sign on the base plate **MUST** point to the "Seat Front".
- **IMPORTANT** - **DO NOT** fully tighten the screws until all screws are properly placed into their holes.



<p><b>A</b></p>  <p><b>x1</b> 14*17.3 cm</p>	<p><b>B</b></p>  <p><b>x1</b></p>	<p><b>C</b></p>  <p><b>#100</b> <b>x1</b></p>	<p><b>D</b></p>  <p><b>x1</b></p>	<p><b>E</b></p>  <p><b>x5</b></p>	<p><b>F</b></p>  <p><b>M6*18 mm</b> <b>x4</b></p>	<p><b>G</b></p>  <p><b>25*10*3 mm</b> <b>x4</b></p>	<p><b>H</b></p>  <p><b>M6</b> <b>x1</b></p>
--	--	--	---	--	--	--	--