



240W UFO LED High Bay Light



P/N:

WEN-HB02-240WD1-5700K

Note:

WEN= Company name

HB07 = Product series, LED High Bay Light

240W = Rating Power

S1= Driver manufacturer

B = LED manufacturer, could be Lumileds 2835

CG = Cover type, could be Flat clear glass

D1 = Version number

a= lamp color, Can be any two letters

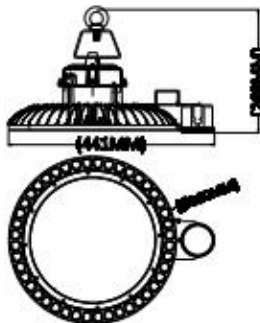
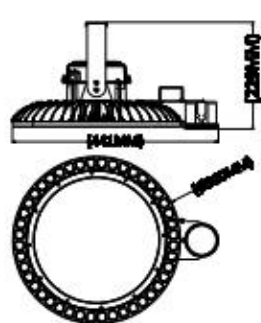
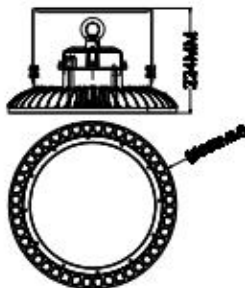
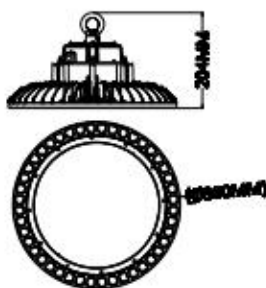
b= Surge-Protective Device, Can be S or blank

c= Motion Sensor, can be M or blank,

d=CCT, 57=5700k

M1=Stand for LED Module type

DIMENSIONS



ADVANTAGE

- UL, DLC certificate.
- IP65 driver, input voltage 120-277VAC.
- No UV or IR in the beam.
- Easy to install and operate.
- Energy saving, long lifespan.
- Light is soft and uniform, safe to eyes.
- Instant start, NO humming.
- Green and eco-friendly without mercury.

APPLICATION

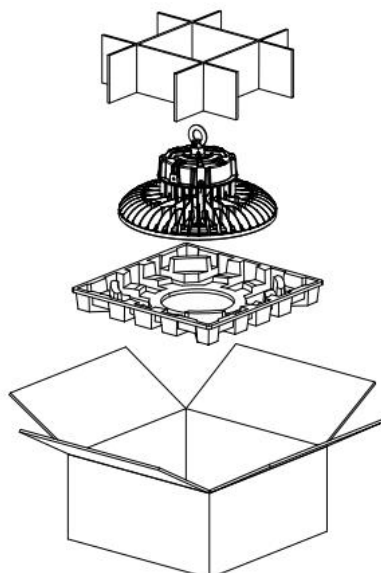
- Warehouse, factory and workshops;
- Highway toll station and gas station;
- Exhibition hall;
- Gymnasium and supermarkets, etc.

SPECIFICATIONS

OPTICAL	Input Power	240W
	Lumen	31200-34800LM
	Lumen Efficacy	130-145LM/W
	Viewing Angle	110°
	Color Temperature	5700K
	CRI	>80
ELECTRICAL	Input Voltage	120-277VAC 50/60Hz
	PF	≥0.9
	THD	≤20%
	Driver Model	(1-10Vdc Dimmer)
	Optional Accessory	Motion Sensor/Surge-Protective Device
MATERIALS	LED Type	SMD2835 (0.5W)
	LED QTY	616 PCS
	Housing	Aluminum Alloy
	Housing Color	Any colors
	Cover	Flat clear glass
	Waterproof Rating	WET (IP65)
OTHERS	Operating Temperature	-30℃ TO 50℃
	Operating Humidity	10%-90% RH
	Storage Temperature	-40℃ TO 80℃
	Storage Humidity	10%-95% RH
	Warranty Time	5 Years

PACKAGE

	Size	Qty / Carton	Lamps Net Weight	Weight/ Carton
Outer box	420X420X205MM	1PC	4.5KG	5.6KG



LIGHT DISTRIBUTION TESTING PARAMETERS NOTICE FOR USER

Luminaire Property

Luminaire Manufacturer:

Voltage: 120.4 V

Power: 242.48 W

Current: 2.015 A

Power Factor: 0.999

Photometric Results

CIE Class: Direct

Measurement Flux: 32978.2 lm

Downward Ratio: 100%

Horizontal Diffuse Angle(50%): H113.9

Vertical Diffuse Angle(50%): V113.8

Luminaire Efficacy Rating (LER): 136.05

Max. Intensity: 11718.09 cd

S/MH(C0/C180): 1.28

Total Rated Lamp Lumens: 32978.2 lm

Efficiency: 100%

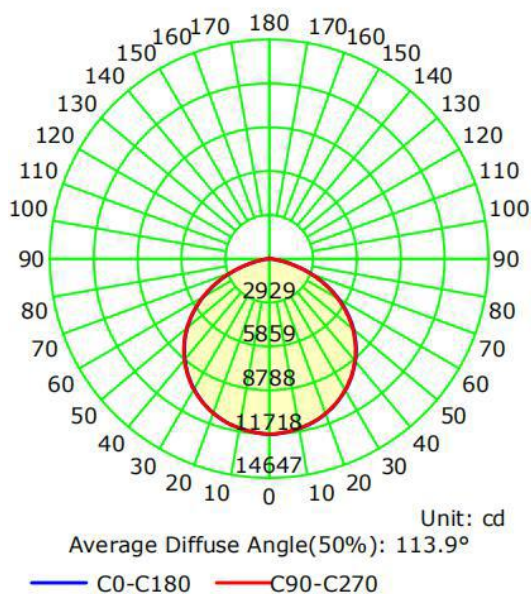
Upward Ratio: 0%

Central Intensity: 11716.65 cd

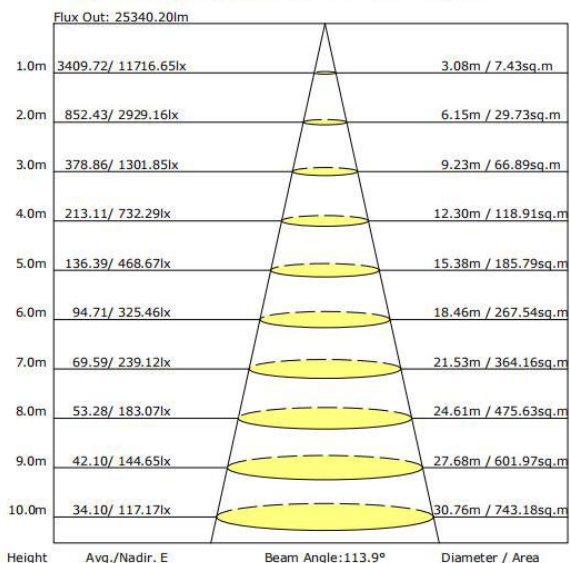
Pos of Max. Intensity: H315 V1

S/MH(C90/C270): 1.28

Luminous Intensity Distribution Curve



The Average Illuminance Effective Figure



- Please turn off power before install or change assembly parts.
- The input voltage and lamps should be matched, after connecting the power line, Please make sure the wiring section is insulated.
- No-professionals, must not install and disassemble the lamps.

TROUBLE SHOOTINGS

Troubles	Check points
Flickering of the light	Turn off the power and turn on again in 3 minutes. If same phenomena occur, then call agencies.
Out of working	Please check the connection.