

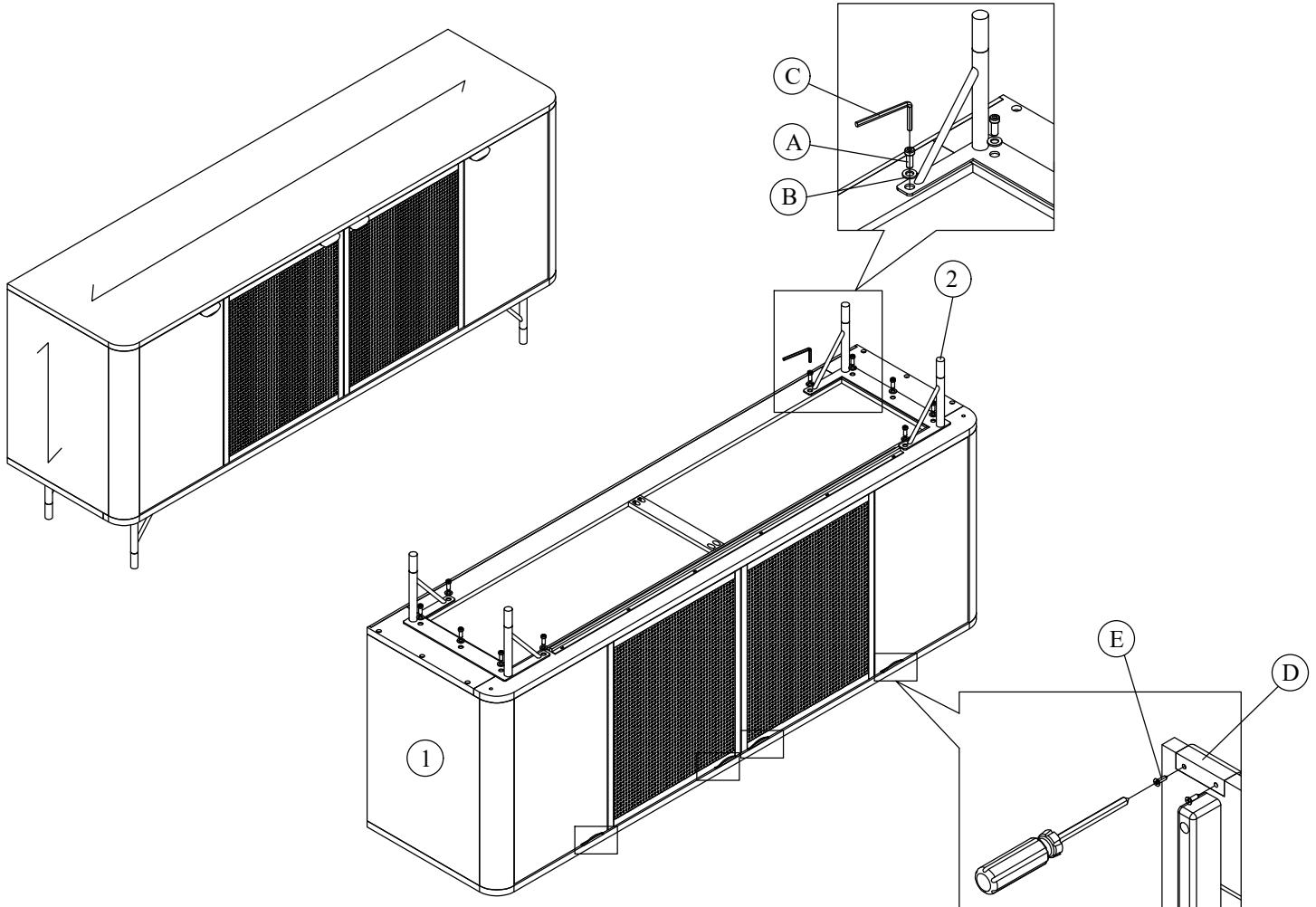
SIDEBOARD

ASSEMBLY INSTRUCTIONS

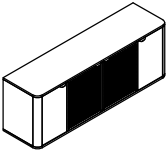
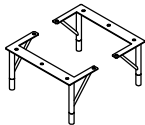
CAUTION: PLEASE READ ALL INTRUCTIONS BEFORE STARTING THE ASSEMBLY OF THIS PRODUCT. THESE PIECES ARE HEAVY. IN ORDER PREVENT PERSONAL INJURY AND ENSURE THAT THIS PRODUCT IS NOT DAMAGED DURING THE ASSEMBLY PROCESS, IT IS STRONGLY RECOMMENDED THAT YOU ENLIST THE ASSISTANCE OF ONE OR MORE PEOPLE.

ATTENTION: VEUILLEZ LIRE TOUTES LES INSTRUCTIONS AVANT DE COMMENCER L'ASSEMBLAGE DE CE PRODUIT. LES PIECES SONT LOURDES. POUR EUVITER TOUTE BLESSURE ET POUR VOUS ASSURER QUE LE PRODUIT N'EST PAS ENDOMMAGE' PENDANT L'ASSEMBLAGE, NOUS VOUS RECOMMANDONS DE FAIRE APPEL AO UNE OU PLUSIEURS AUTRES PERSONNES.

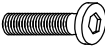

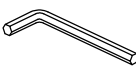


CUIDADO: FAVOR DE LEER TODES LAS INSTRUCCIONES ANTES DE ENSAMBLAR SU PRODUCTO. ESTAS PIEZAS SON PESADAS. PARA PREVENIR HERIDAS PERSONALES Y ASEGURAR QUE SU PRODUCTO NO SEA DAN ADO MIENTRAS ES ENSAMBLADO, SE RECOMIENDA LA ASISTENCIA DE UNA O MAUS PERSONAS.



LIST OF PARTS AND HARDWARE

No.	Description	Q'ty
1	 Main body	1
2	 Leg	2

LIST OF PARTS AND HARDWARE

No.	Description	Q'ty
A	 Bolt M6x20mm	10
B	 Washer Ø8x18mm	10
C	 Allen Key 4mm	1
D	 Handle	4
E	 Screws Ø4x15mm	8