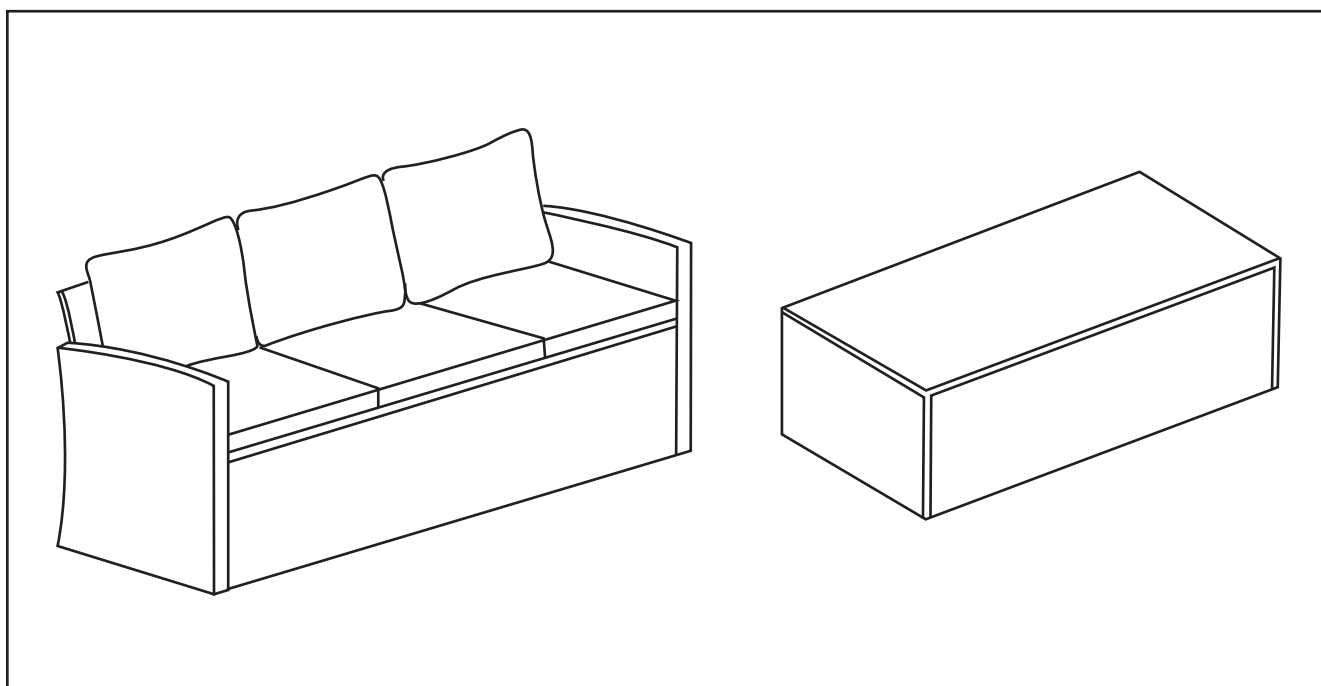


ASSEMBLY INSTRUCTIONS

Important Safety Instructions:















- Please read all instructions before beginning assembly
- Please make sure receive all the parcels to start the assembly
- For your safety and convenience, assembly by two people is recommended
- Use the parts and hardware lists to identify and separate each of the components included
- Save all packing materials until assembly is completed to avoid the accidental discarding of smaller parts or hardware

Note:All cushions are shrinkwrap pack.




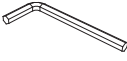
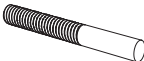
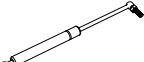



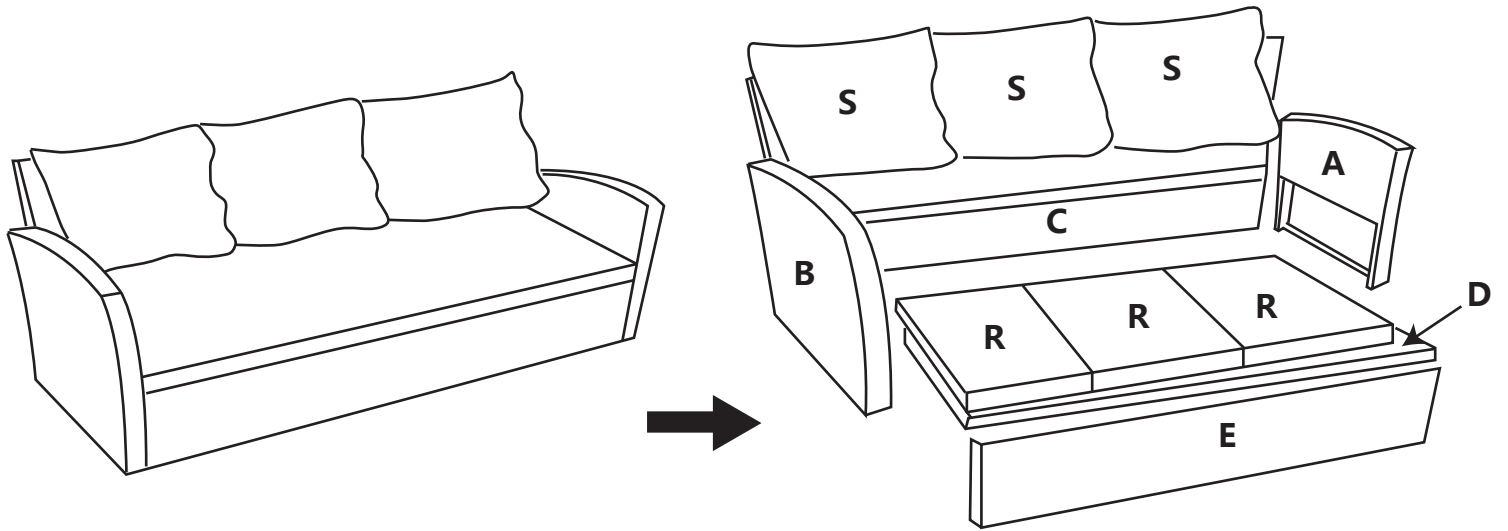
THANK YOU FOR PURCHASING

PARTS LIST

A	LEFT ARMREST	1PC	
B	RIGHT ARMREST	1PC	
C	SOFA BACKREST	1PC	
D	SOFA SEAT	1PC	
E	SOFA FRONT PANEL	1PC	
L	TABLE TOP +BACK PANEL	1PC	
M	TABLE BOOTTOM FRAME	1PC	
N	TABEL FRONT PANEL	1PC	
O	TABLE LEFT	1PC	
O	TABLE RIGHT	1PC	
Q	TABLE BOOTTOM PLATE	1PC	
R	SEAT CUSHION	3PCS	
S	BACK CUSHION	3PCS	
Z	COFFEE TABEL INNER LINER	1PC	

HARDWARE LIST

T		BOLT (M6x30 mm)	18PCS
T1		BOLT (M6x35 mm)	10PCS
U		WASHER	28PCS
V		ALLEN WRENCH	1PC
W		CARRIAGE BOLT (M6x30 mm)	2PCS
X		GAS SUPPORT STRUTS	2PCS
Y		WRENCH	1PC



THREE SEATER SOFA X 1

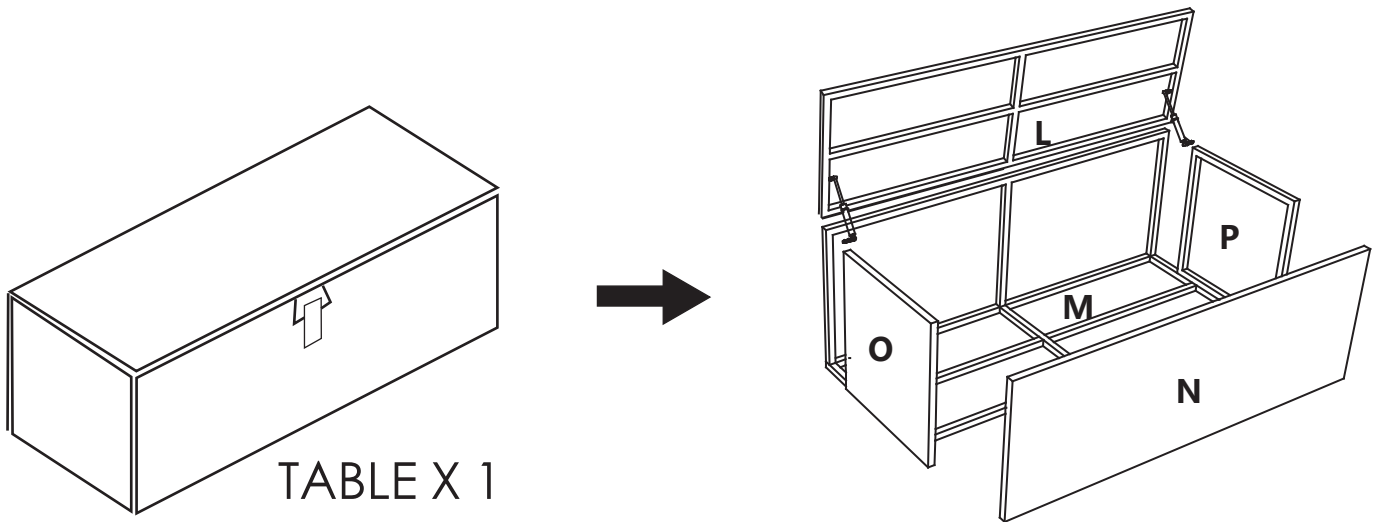
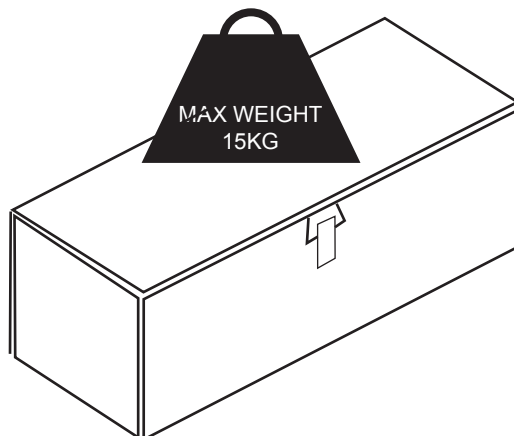
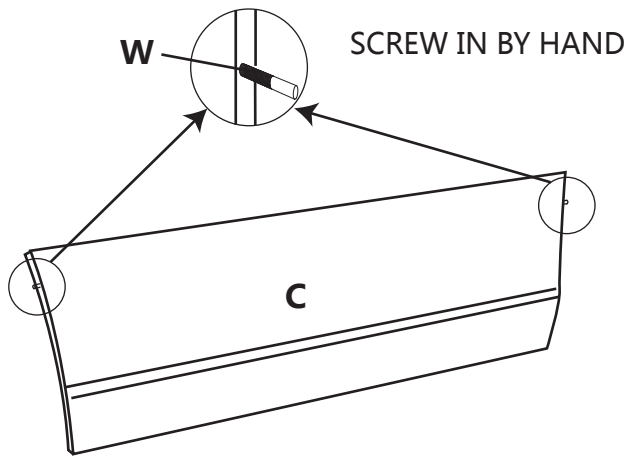


TABLE X 1

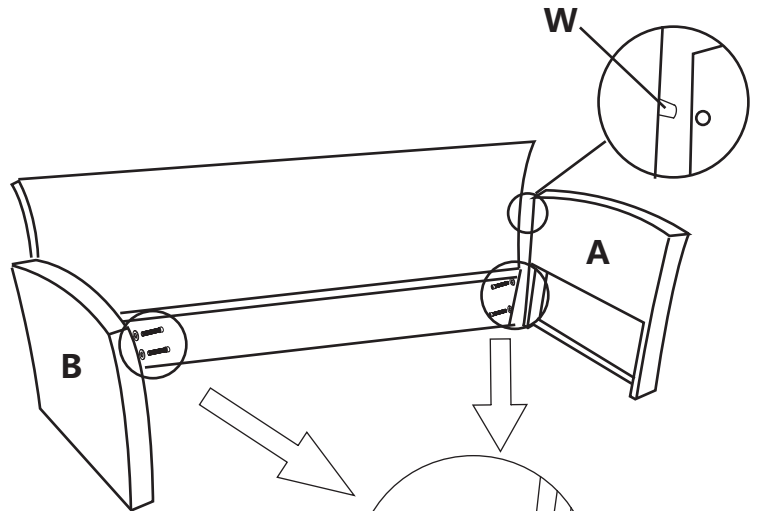


ASSEMBLY INSTRUCTION STEPS

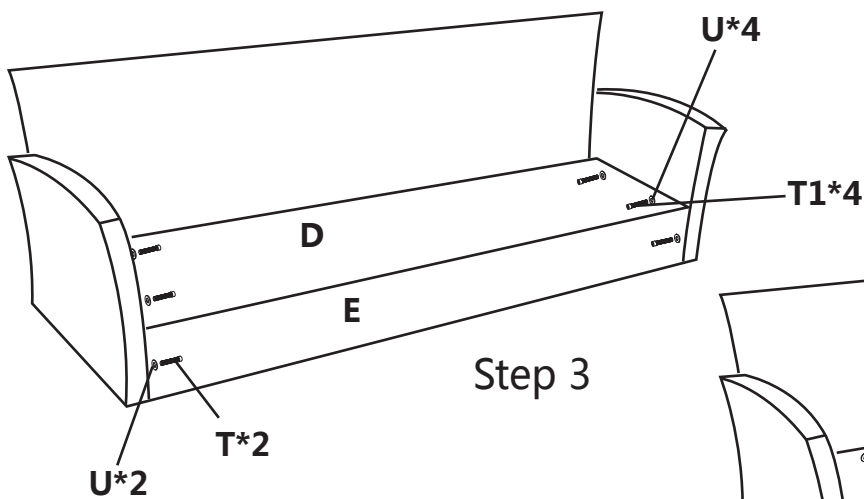
NOTE: Do not tighten bolts, 3 to 5mm gap left between parts until all parts are connected



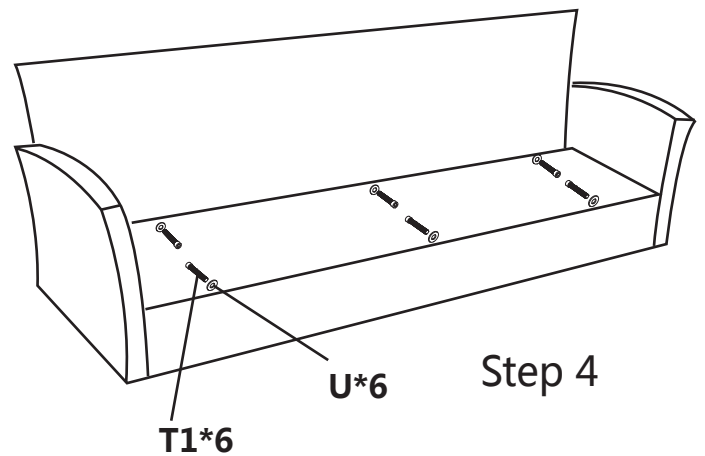
Step 1




Step 2



Step 3



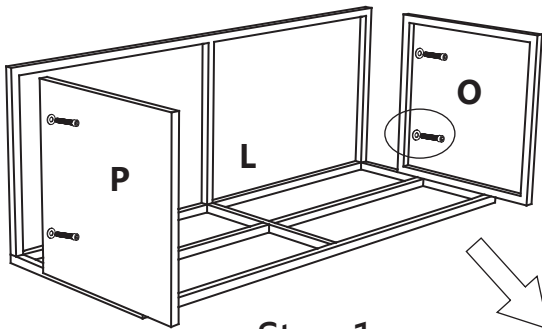
Step 4



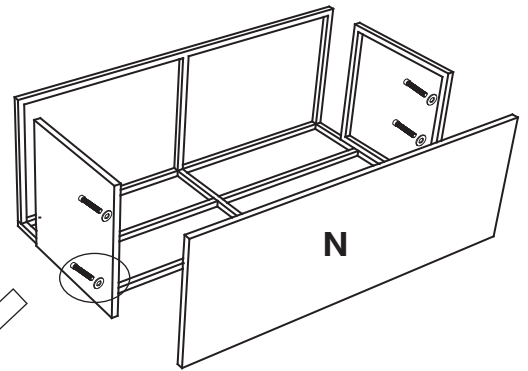
Completed unit

T		BOLT (M6x30 mm)	6PCS
T1		BOLT (M6x35 mm)	10PCS
U		WASHER	16PCS
W		CARRIAGE BOLT (M6x30 mm)	2PCS
V		ALLEN WRENCH	

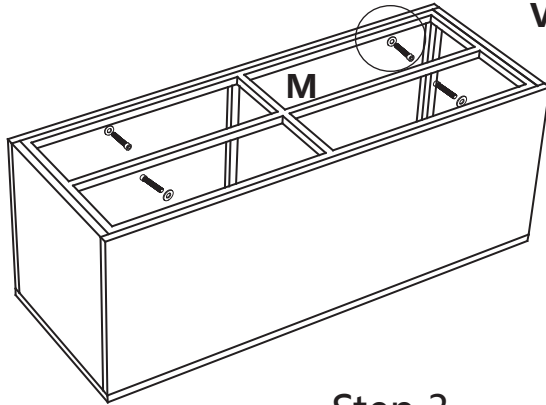
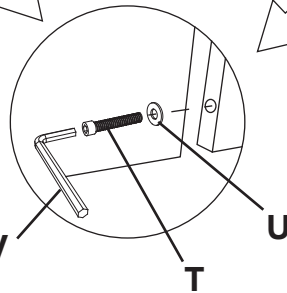
NOTE: Do not tighten bolts, 3 to 5mm gap left between parts until all parts are connected



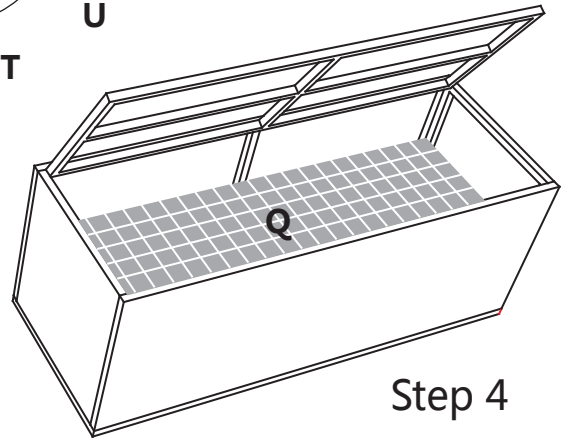
Step 1







Step 2

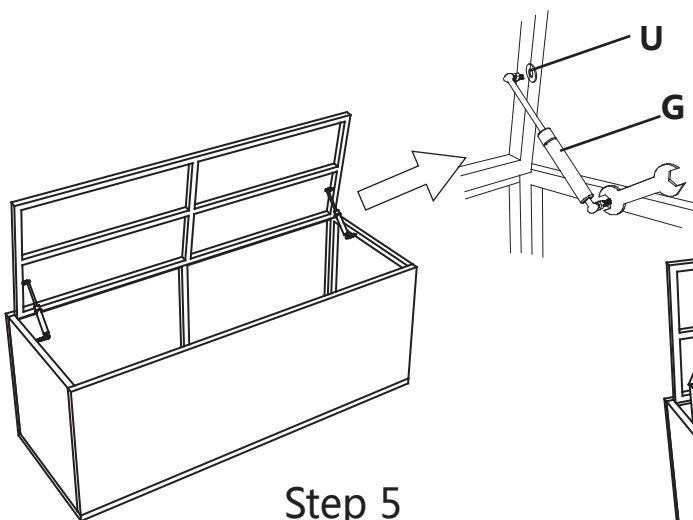


Step 3

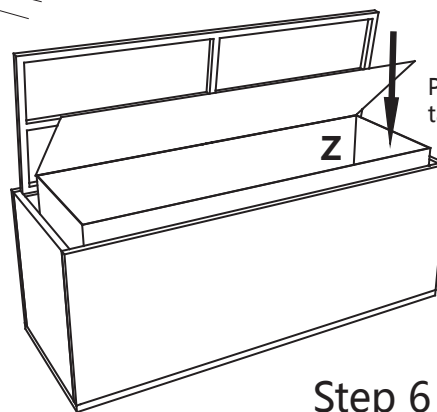


Step 4

T		BOLT (M6x30 mm)	12PCS
U		WASHER	12PCS
V		ALLEN WRENCH	
Y		WRENCH	



Step 5



Step 6

Put the liner bag inside coffee tabel and sticking bu velcro

Furniture Care & Cleaning Instructions

- Do not expose the furniture to strong sunlight, which causes discoloration and shorten the product lifetime.
- Do not expose the furniture to extreme heat, cold, or humidity, which may cause wood to swell or warp.
- Do not leave the furniture wet with beads of water standing on the furniture.
- Wipe spills with a clean dry cloth. Do not use chemicals or abrasives for cleaning!
- TAKE NOTE: THE BOLTS MAY SLIGHTLY LOOSEN OVER TIME. IF YOUR FURNITURE FEELS "WOBBLY" OR LOOSE, PLEASE RE-TIGHTEN BOLTS.

Wood Furniture Care & Cleaning Instructions

To maintain the quality of your wood furniture, do not expose it to direct sunlight or excessive temperatures; extreme changes in humidity can cause warping. Always use coasters, pads, cloth or felt to protect the furniture surface. Use protective mats under hot dishes. Use a protective pad when writing with a pen. Lift objects rather than dragging them over the furniture surface. Blot spills immediately with a clean cloth. Dust often using a soft, clean, lint-free cloth. Avoid harsh fabrics, paper towels or disposable dusting towels as they may scratch the surface. Use a non-silicone and non-wax polish; do not use soap, water or wax.

FURNITURE WARRANTIES

90 days warranty, on all of our Indoor furniture from date of delivery against manufacturer defects and structural failure under normal use and conditions; 90 days warranty from date of delivery against damage of parts. Parts will be replaced, repaired or refinished in the original color and style, if available; a similar color and style will be offered if the original has been discontinued.

IMPORTANT LIMITATIONS

Please note that our warranties do not cover failure due to any repairs or modifications to the product after purchase, accidental damage, abuse, misuse, commercial use, or normal wear and tear, including: fading, scratched or chipped finishes, weathering under normal weather conditions, staining or discoloration. The term "lifetime" as used in this statement of warranties shall mean a period of no longer than 30 days from the date of delivery of any item covered by a 90 days warranty . The limited warranties described above are extended to the original purchaser of the product only.

Any defects or missing parts must be reported within the 1st 30 days of receipt of the merchandise.