

CARE AND MAINTENANCE

Wipe clean with a soft cloth dampened in water and a mild soapy solution.
Wipe dry with a clean and dry cloth.

This water hyacinth basket requires no maintenance, however, by keeping the furniture clean and storing it properly you can enjoy it year after year.

If there are any questions relating to missing parts, assembly issues or replacements, please send a detailed email to hello@happimess.com.

NOTICE

* Please make sure that you have all parts indicated before you begin assembly of this item




* This item Should be assembled on a soft surface to prevent scratching the finish during assembly

happimess

Item # BSK2014

Product Dimensions: W18.1" X D14.9" X H8.7"

Part List and Hardware List

PIECE	DESCRIPTION	PICTURE	QUANTITY
A	BASKET		1X
B	WHEEL		4X
C	WRENCH		1X



Warning : Do not stand on basket

Warning : Do not sit on basket



Maximum Weight Capacity: 26 lbs

PREPARATION

Before beginning assembly of product, make sure all parts are present. Compare parts with package contents list and hardware content list. If any parts are missing or damaged, do not attempt to assemble the product. Estimated assembly time is 4 minutes.




1. FLIP THE HAMPER: TURN IT UPSIDE DOWN TO ACCESS THE WHEEL INSTALLATION POINTS.



2. ATTACH WHEELS: PLACE WRENCH ON THE NUT. ROTATE IT CLOCKWISE UNTIL FULLY TIGHTENED.



3. TIP: SOME WHEELS HAVE A LOCK



**1 : TURN THE LOCK UPWARD FOR MOVABILITY.
2 : TURN THE LOCK DOWNWARD TO KEEP IT FIXED IN PLACE.**