

# ASSEMBLY AND DRESSING INSTRUCTIONS

**WARNING:**

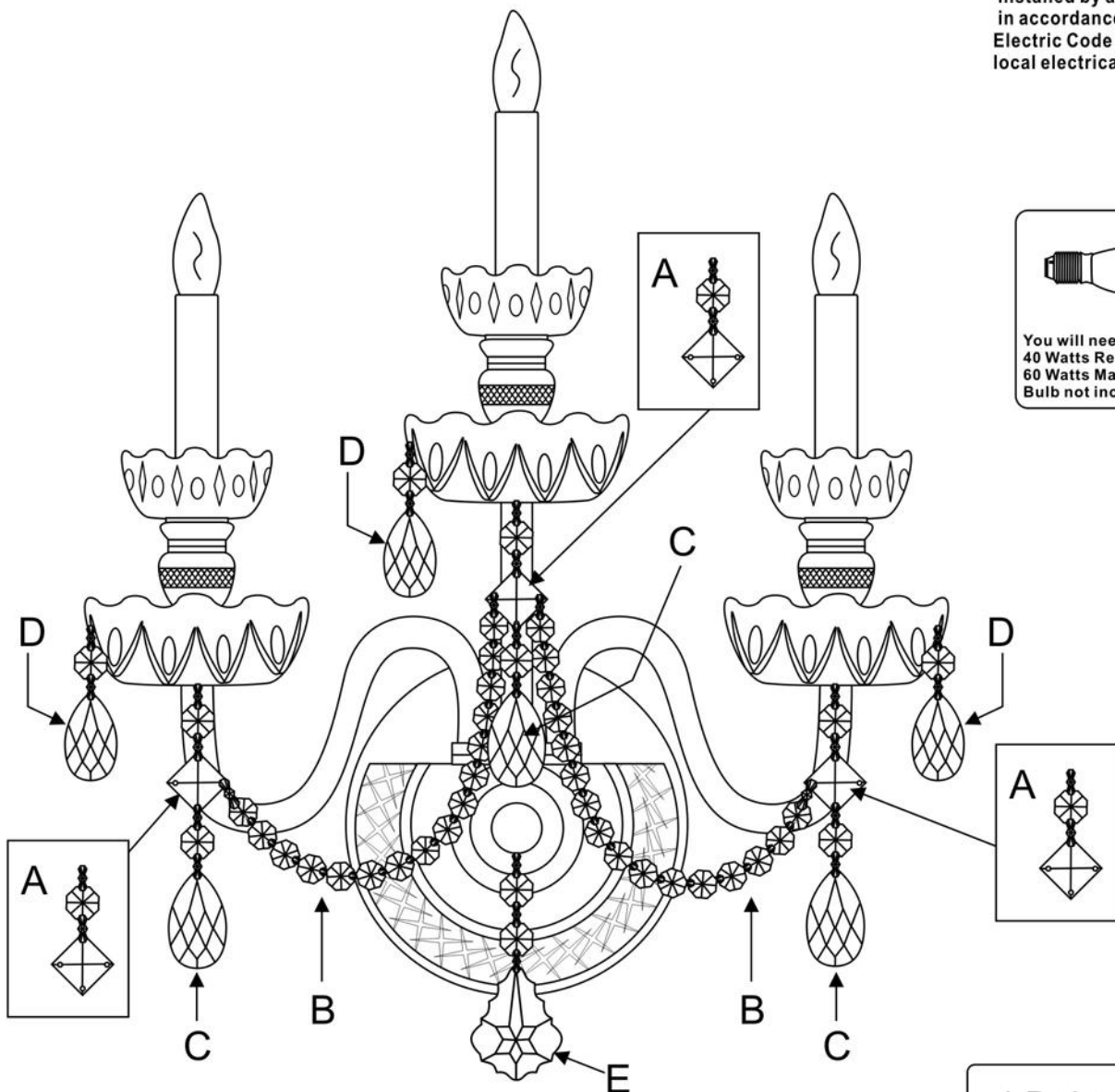







Electrical Danger    Turn Power Off

All electrical components must be installed by a licensed electrician in accordance with the National Electric Code and the appropriate local electrical codes.




You will need 3 - Cand. Bulb  
40 Watts Recommended  
60 Watts Max  
Bulb not included.



- A =  (1 Square + 1 Jewel) \* 3pcs
- B =  (16 Jewels Strand) \* 2pcs
- C =  (8295-3") \* 3pcs
- D =  (8295-2") \* 30pcs
- E =  (8290-3" + 2 Jewels) \* 1pc

1 Bobeche  
with 10 **D** Trim.

