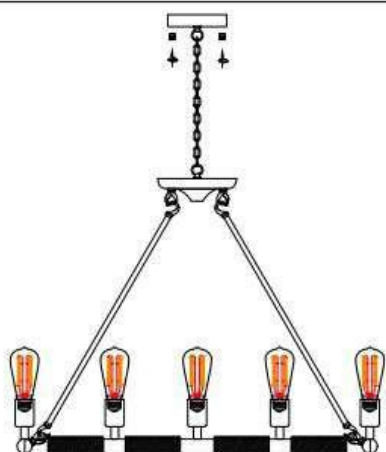


Instal Sketch Map



Maintenance

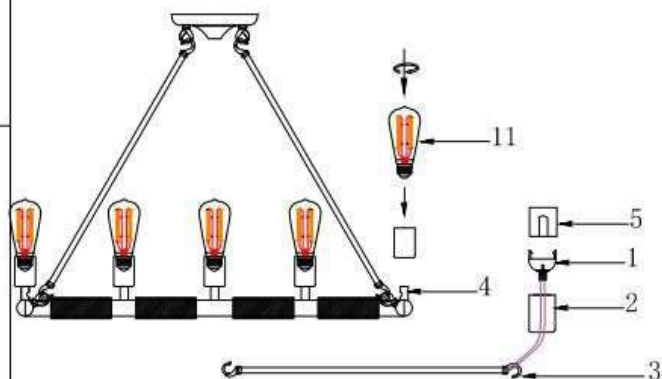
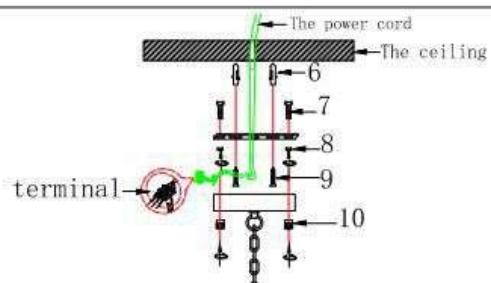
- 1.Voltage/Frequency : 220V 50Hz
- 2.Please wear gloves to install.
- 3.Don't install it on the moist ceiling.
- 4.Turn off the power before cleanout.
- 5.Please wash with the sanitizer without corrosivity.
- 6.Please install according to the installation manual.

Precautions

Keep the lighting away from acidic chemical solvent, Or the galvanized surface of the lighting will be damaged.

Installation Manual:

Please see the installing sketch map and install the parts in the right order.



Install in order 1-11 according to the drawing