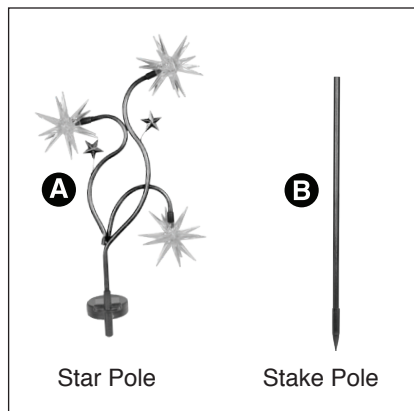



Solar Garden Stake

Assembly Instructions



Attach star pole (A) to stake pole (B) by sliding star pole into stake pole.



OPERATION

ON/OFF: The unit is shipped in the OFF position. Locate the ON/OFF button on the bottom of the unit and slide it into the ON position (Photo #1). In the ON position, the solar cell will light up automatically at dusk and will shut OFF automatically when the solar panel is exposed to daylight.

Location: Select a sunny location. Place the unit in direct sunlight for at least one day to fully charge the battery. The more direct sunlight your new solar light is exposed to during the day, the longer the light will operate in the evening.





MAINTENANCE

Cleaning: The solar panel has an epoxy cover that will need to be kept free of dirt and debris, and snow, all the time. Wipe the panel periodically with a damp cloth. Failure to do so will prevent the battery from charging properly, reducing operating time and the life of the battery. Check the battery periodically, especially after winter months, and replace when necessary.

The battery may need to be replaced after a year of continuous use. To replace, open the battery compartment by unscrewing the two screws (Photo #2) and pulling the battery cover off the unit (Photo #3). Replace the battery with a 300mAh Ni-MH AA 1.2V rechargeable battery (Photo #4). The capacity of the replacement battery shall not be less than the recommended capacity. Replace the battery cover and screw two screws in firmly to seal the unit.

Warning:

- Only use rechargeable Ni-MH AA 1.2V battery.
- Failure to insert the battery in the correct polarity, as indicated in the battery compartment, may shorten the life of the battery or cause the battery to leak.
- Do not dispose of batteries in fire, or heat, as battery may explode.
- Do not open, short circuit, or mutilate battery, as injury may occur.
- Batteries should be recycled, or disposed of, in accordance with Federal, state and local regulations.
- Electrical rating is 0.05W.



Battery must be recycled or disposed of properly. Do not short circuit or dispose of in fire.



Ni-MH