

# 71" MARSHALL CAST IRON DOUBLE SLIPPER

Cat. No.

CTDSN



## Features:

- ▶ Inside finish is white enamel
- ▶ Cast Iron lion paw feet
- ▶ Tub exterior is white
- ▶ No faucet holes
- ▶ Pre-drilled overflow hole
- ▶ Non-skid strips
- ▶ Continuous rolled rim
- ▶ Feet are attached and leveled before shipment
- ▶ Tub is thoroughly inspected before shipment

### Foot Finishes:

UF Unfinished  
BL Painted Black  
BQ Painted Bisque  
PB Polished Brass



CP Polished Chrome  
WH Painted White  
PN Polished Nickel  
SN Brushed Nickel  
ORB Oil Rubbed Bronze

**Custom Colors Available** (inside of tub is always white enamel):  
Painted bathtubs are considered "special order" and are not returnable  
\$160 Bisque or Black \$250 Designer Color



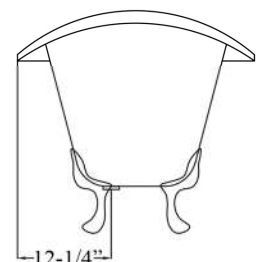
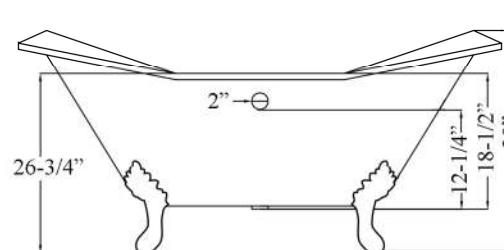
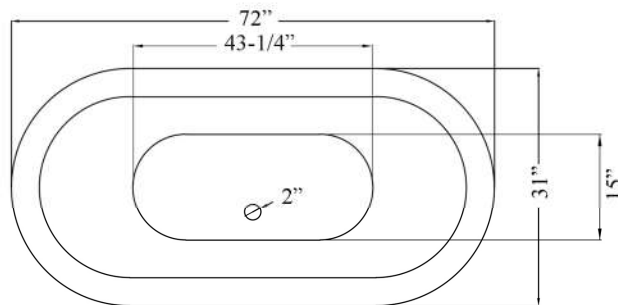
L: 72"  
W: 31"  
H: 30" (from floor to top of tub)  
26-3/4" (from floor to center of tub)

Water depth: 18-1/2" to top of tub  
Water depth: 12-1/4" to overflow

### The following is recommended for CTDSN tubs without faucet holes:

- Faucets: part #4602, 4604 7082
- Rigid, freestanding supplies: part #4502
- Leg tub drain: part #5599

Gallon Capacity : 43 1/2  
Shipping Weight: 544 lbs.  
Empty Weight: 364 lbs.  
Filled Weight: 728 lbs



Dimensions and specifications subject to change without notice.

09/26/2018

P 847•244•1234

www.barclayproducts.com