


ASSEMBLY INSTRUCTIONS.



ARMCHAIR BLUE





THANK YOU FOR YOUR PURCHASE!

PARTS AND HARDWARE.

PARTS LIST

No.	DESCRIPTION	IMAGE	Q'TY
P1	BODY		1
P2	METAL LEGS		4

HARDWARE LIST

No.	DESCRIPTION	IMAGE	Q'TY
H1	BOLT (M6 x 30MM)		16
H2	ALLEN KEY 4MMx60MM		1

NOTES.

Thank you for purchasing this quality product! Be sure to check all packing material carefully for small part that may have come loose inside the carton during shipping.

CAUTION: The item is heavy, assembly should be performed by two people.

