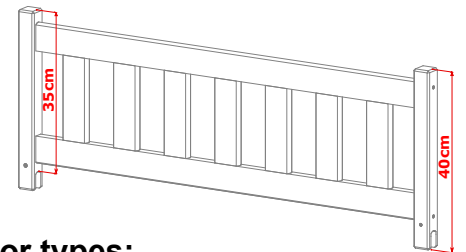


Safety barrier- OPTION



Safety standards

- In accordance with the safety standard EN-747-1:2012+A1:2015 (load up to 90 kg per one sleep level)
- Paints certified to EN 71-3: 2019
- Production based on raw material having FSC 100% certificate
- Drawers on rubber wheels (in available colors, made in combination with chipboard)
- Fixed barrier included in the price of the bed
- Possibility to order removable barrier
- Legs construction - 40x40 makes all the products more stable and safe
- No sharp edges or burrs, accessories as ladders are not interfering with useable area of the tread

Additional arrangements

- Guaranteed durability thanks to method of spray painting all the beds three times with water-based paints
- Most of production being done handmade by cautious workers, making all the work top quality and free from defects
- Carefully packed products, delivered on palets, packed in thick, five-waved cardboard and secured with foam

Color types:

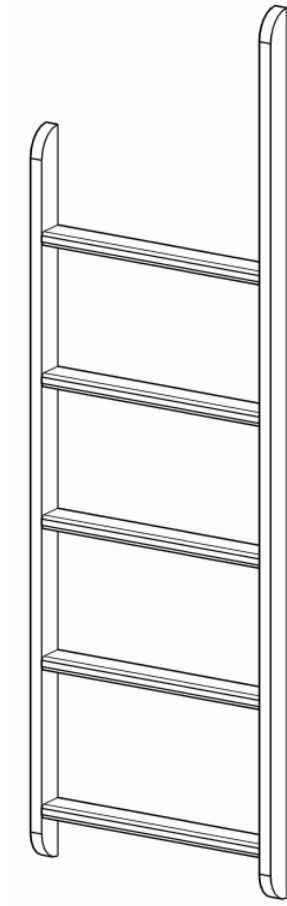
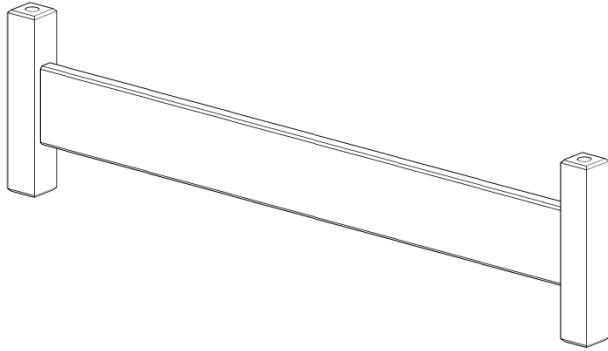


1. Pine (varnished or non varnished)
2. Gray
3. White
4. Graphite

| Type | Three person |
|--|-------------------|
| Material | Pinewood |
| Frame | Pine/Spruce |
| Assembly | For self assembly |
| Color option for drawers and ladders | ✓ |
| Instruction | ✓ |
| Possibility to divide bed for three separate | ✓ |
| Ladder R/L | ✓ |
| Drawers | ✓ |
| Increased clearance and new higher ladder | optional |

| Dimensions available | PACKAGE DIMENSIONS [mm] | | | | PACKAGE WEIGHT [kg] | | | |
|--------------------------|-------------------------|------------------|------------------|------------------|---------------------|------------------|------------------|------------------|
| | PACKAGE NUMBER 1 | PACKAGE NUMBER 2 | PACKAGE NUMBER 3 | PACKAGE NUMBER 4 | PACKAGE NUMBER 1 | PACKAGE NUMBER 2 | PACKAGE NUMBER 3 | PACKAGE NUMBER 4 |
| 70 x 160 (76x168) | 760 x 965 x 150 | 1810 x 420 x 90 | 970 x 230 x 220 | - | 24 kg | 27 kg | 21 kg | - |
| 70 x 170 (76x178) | 760 x 965 x 150 | 1810 x 420 x 90 | 970 x 230 x 220 | - | 25 kg | 28 kg | 23 kg | - |
| 80 x 160 (86x168) | 860 x 965 x 200 | 1810 x 420 x 90 | 970 x 230 x 220 | - | 27 kg | 27 kg | 23 kg | - |
| 80 x 170 (86x178) | 860 x 965 x 200 | 1810 x 420 x 90 | 970 x 230 x 220 | - | 27 kg | 29 kg | 24 kg | - |
| 80 x 180 (86x188) | 860 x 965 x 200 | 1810 x 420 x 90 | 970 x 230 x 220 | - | 28 kg | 30 kg | 25 kg | - |
| 80 x 190 (86x198) | 860 x 965 x 200 | 2010 x 420 x 90 | 970 x 230 x 220 | - | 27 kg | 32 kg | 27 kg | - |
| 80 x 200 (86x208) | 860 x 965 x 200 | 2010 x 420 x 90 | 970 x 230 x 220 | - | 27 kg | 33 kg | 29 kg | - |
| 90 x 180 (96x188) | 960 x 965 x 200 | 1810 x 420 x 90 | 970 x 230 x 220 | - | 30 kg | 30 kg | 26 kg | - |
| 90 x 190 (96x198) | 960 x 965 x 200 | 2010 x 420 x 90 | 970 x 230 x 220 | - | 29 kg | 32 kg | 28 kg | - |
| 90 x 200 (96x208) | 960 x 965 x 200 | 2010 x 420 x 90 | 970 x 230 x 220 | - | 29 kg | 33 kg | 31 kg | - |

Optional increased clearance with new longer ladder



Standard bed

How to install increased clearance

Bed with increased clearance with new longer ladder

