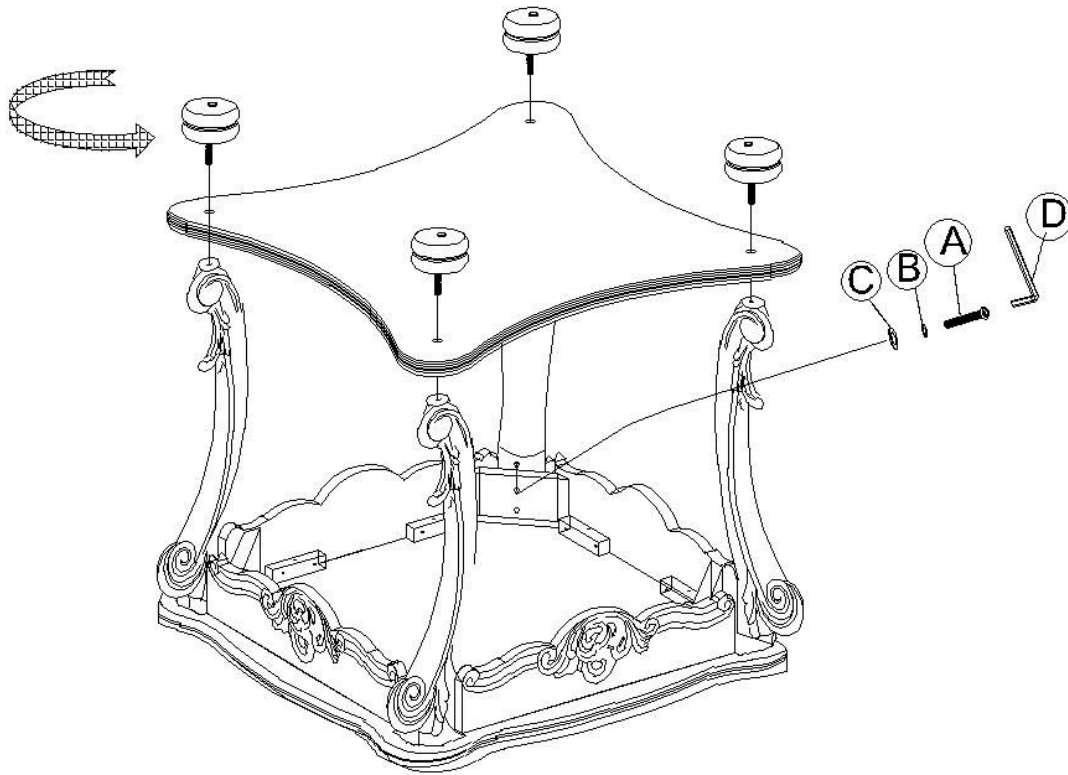


ASSEMBLY INSTRUCTION





Step 1:



Finish:



Hardware List

| No.: | Description | Drawing | Size | Q' ty |
|------|--------------|---|---------------|-------|
| A | Bolt |  | Ø5/16"X2-1/4" | 8 |
| B | Lock Washer |  | Ø5/16"X12mm | 8 |
| C | Flat Washer |  | Ø5/16"X22mm | 8 |
| D | Allen Wrench |  | 5mm | 1 |