








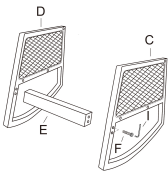
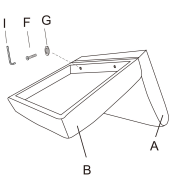

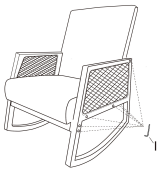




# ASSEMBLY INSTRUCTIONS

<b>A</b>		1PCS
<b>B</b>		1PCS
<b>C</b>		1PCS
<b>D</b>		1PCS
<b>E</b>		1PCS
<b>F</b>	 MBX60	12PCS
<b>G</b>		2PCS
<b>H</b>		10PCS
<b>I</b>		1PCS

<table border="1" style="width: 100%; border-collapse: collapse;"> <tr><td style="text-align: center;"><b>Step1</b></td></tr> <tr><td style="text-align: center;">CX 1</td></tr> <tr><td style="text-align: center;">DX 1</td></tr> <tr><td style="text-align: center;">EX 1</td></tr> <tr><td style="text-align: center;">FX 4</td></tr> <tr><td style="text-align: center;">IX 1</td></tr> </table> <div style="text-align: center;">  <p>(screw tightened 80%)</p> </div>	<b>Step1</b>	CX 1	DX 1	EX 1	FX 4	IX 1	<table border="1" style="width: 100%; border-collapse: collapse;"> <tr><td style="text-align: center;"><b>Step2</b></td></tr> <tr><td style="text-align: center;">AX 1</td></tr> <tr><td style="text-align: center;">BX 1</td></tr> <tr><td style="text-align: center;">FX 2</td></tr> <tr><td style="text-align: center;">GX 2</td></tr> <tr><td style="text-align: center;">IX 1</td></tr> </table> <div style="text-align: center;">  <p>(screw tightened 80%)</p> </div>	<b>Step2</b>	AX 1	BX 1	FX 2	GX 2	IX 1	<table border="1" style="width: 100%; border-collapse: collapse;"> <tr><td style="text-align: center;"><b>Step3</b></td></tr> <tr><td style="text-align: center;">FX 6</td></tr> <tr><td style="text-align: center;">IX 1</td></tr> </table> <div style="text-align: center;">  <p>(screw tightened 80%)</p> </div>	<b>Step3</b>	FX 6	IX 1
<b>Step1</b>																	
CX 1																	
DX 1																	
EX 1																	
FX 4																	
IX 1																	
<b>Step2</b>																	
AX 1																	
BX 1																	
FX 2																	
GX 2																	
IX 1																	
<b>Step3</b>																	
FX 6																	
IX 1																	
<table border="1" style="width: 100%; border-collapse: collapse;"> <tr><td style="text-align: center;"><b>Step4</b></td></tr> <tr><td style="text-align: center;">IX 1</td></tr> </table> <div style="text-align: center;">  <p>(screw tightened 100%)</p> </div>	<b>Step4</b>	IX 1	<table border="1" style="width: 100%; border-collapse: collapse;"> <tr><td style="text-align: center;"><b>Step5</b></td></tr> <tr><td style="text-align: center;">HX 10</td></tr> </table> <div style="text-align: center;">  </div>	<b>Step5</b>	HX 10	<table border="1" style="width: 100%; border-collapse: collapse;"> <tr><td style="text-align: center;"><b>Step6</b></td></tr> </table> <div style="text-align: center;">  <p>(Enjoy your new Accent Chair)</p> </div>	<b>Step6</b>										
<b>Step4</b>																	
IX 1																	
<b>Step5</b>																	
HX 10																	
<b>Step6</b>																	

**WARNING: \*DO NOT STAND ON THE CHAIR \*THIS CHAIR IS DESIGNED TO SEAT ONE PERSON ONLY \*DO NOT USE THE CHAIR UNLESS ALL THE BOLTS AND SCREWS ARE FINALLY TIGHTENED  
 \*AT LEAST EVERY FOUR MONTHS, PLEASE CHECK ALL BOLTS AND SCREWS TO MAKE SURE THEY ARE SECURELY TIGHTENED  
 \*IF ANY PARTS ARE MISSING, BROKEN, DAMAGED, OR WORN, STOP USING THIS PRODUCT IMMEDIATELY UNTIL REPAIRS ARE MADE  
 \*FAILURE TO FOLLOW THESE WARNINGS COULD RESULT IN SERIOUS INJURY**