
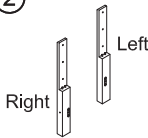
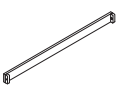


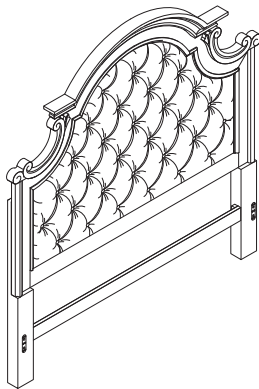
# ASSEMBLY INSTRUCTION

## DESCRIPTION: QUEEN UPH PANEL HEADBOARD





Thank you for purchasing this quality product. Be sure to check all packing material carefully for small parts which may have come loose inside the carton during shipment. Identify and count all parts and compare with the parts List Below:

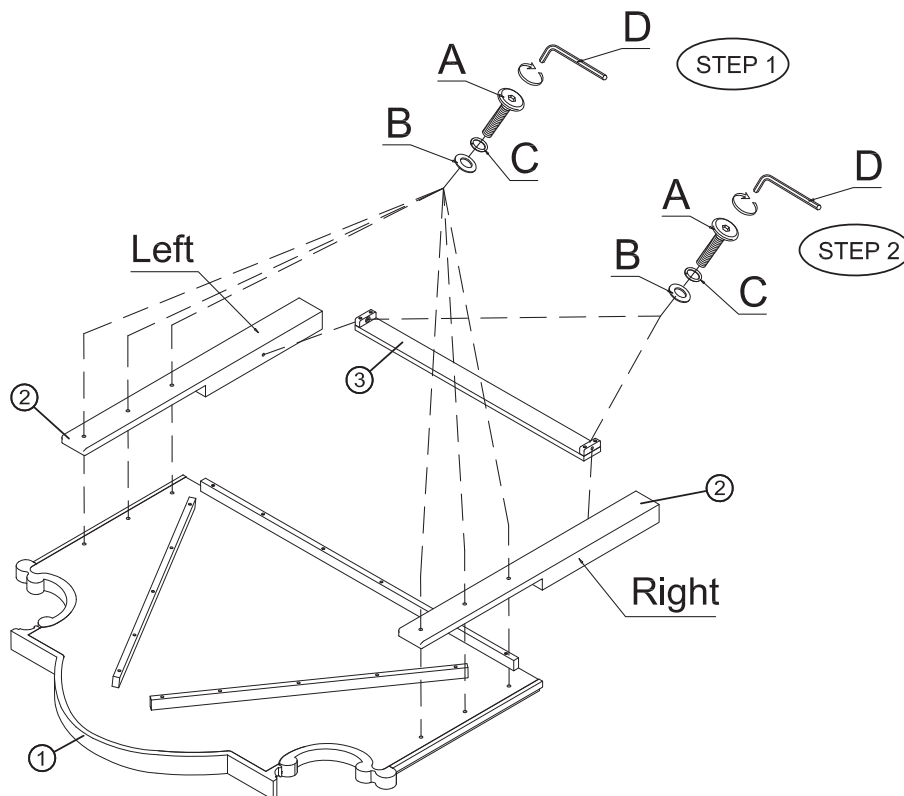
### PART LIST:

①	②	③
		
HEAD BOARD: 1PC	LEGS: 2PCS	HEADBOARD-SLAT: 1PC



### HARDWARE LIST

NO.	Drawing	Description	Q'ty
A		Bolt $\Phi 5/16$ "x 1-3/4"	8pcs
B		Flat washer ( $\Phi 5/16$ "x19mm)	8pcs
C		Spring washer ( $\Phi 5/16$ "")	8pcs
D		Allen wrench(5mm)	1pc



## CLEANING INSTRUCTION


Clean the Bed surface with a furniture polish and a soft cloth.

Made in Viet Nam

# ASSEMBLY INSTRUCTION

DESCRIPTION: KING UPH PANEL BED  
QUEEN UPH PANEL BED  
PANEL BED RAILS

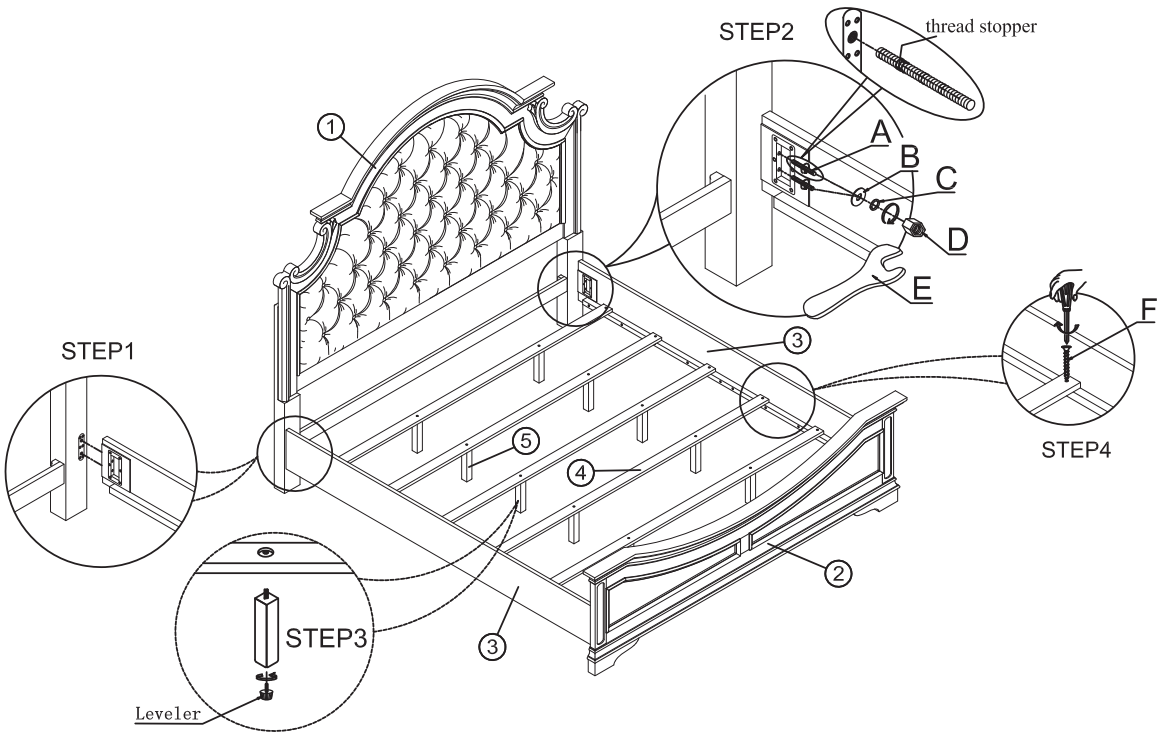
Thank you for purchasing this quality product. Be sure to check all packing material carefully for small parts which may have come loose inside the carton during shipment. Identify and count all parts and compare with the parts List Below:



HARDWARE LIST			
NO.	Drawing	Description	Q'ty
A		Threaded Bolt Ø5/16" X3-1/2"	8pcs
B		Flat washer (Ø5/16"x19mm)	8pcs
C		Spring washer (Ø5/16")	8pcs
D		Hex Nut (Ø5/16")	8pcs
E		Ø5/16" Wrench(12mm)	1pc
F		Wood screw Ø8 x 1"	10pcs

## PART LIST:

 HEAD BOARD: 1PC	 FOOT BOARD: 1PC	 SIDE RAIL : 2PCS	 King Bed Slats: 5pcs  Queen Bed Slats: 4pcs	 King Bed Support legs: 10pcs  Queen Bed Support legs: 4pcs
---------------------	---------------------	----------------------	---	--



## CLEANING INSTRUCTION

Clean the Bed surface with a furniture polish and a soft cloth.

Made in Viet Nam