









ASSEMBLY INSTRUCTION

NO	PART LIST	QTY
A	HEADBOARD 	1
B	FOOTBOARD 	1
C	SIDE RAIL (Left) 	1
D	SIDE RAIL (Right) 	1
E	SLAT 	12

NO	HARDWARE LIST	QTY
1	JCBB M8 x 16mm 	8
2	CSK M4 x 25mm 	24
3	ALLEN KEY M5 	1

