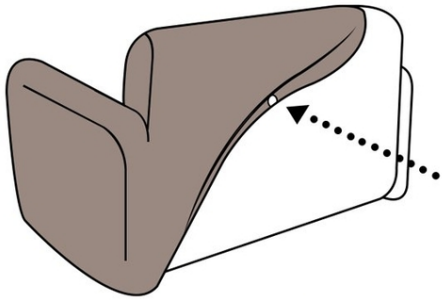


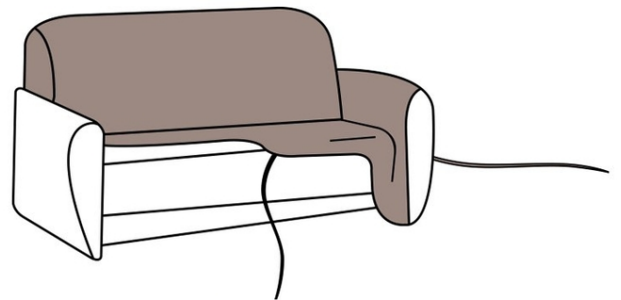
Installation Instruction

1




Find the attached tag, put this side at the back of your sofa

2



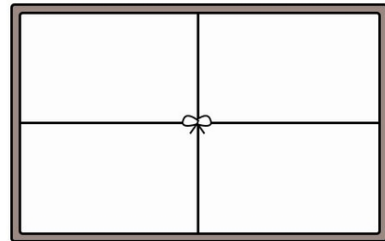
Pull down the cover to fit around the furniture

3



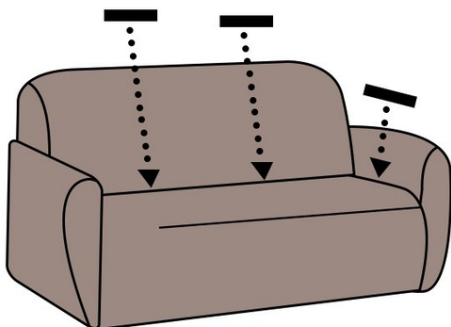
Adjust the cover, buckle the elastic band on the bottom of the sofa

4




Tighten drawstrings gently

5



Slip the foam bars into the gap

6



Make the final adjustment, then you can enjoy it