

Installation Instructions

Module Name: Ottoman

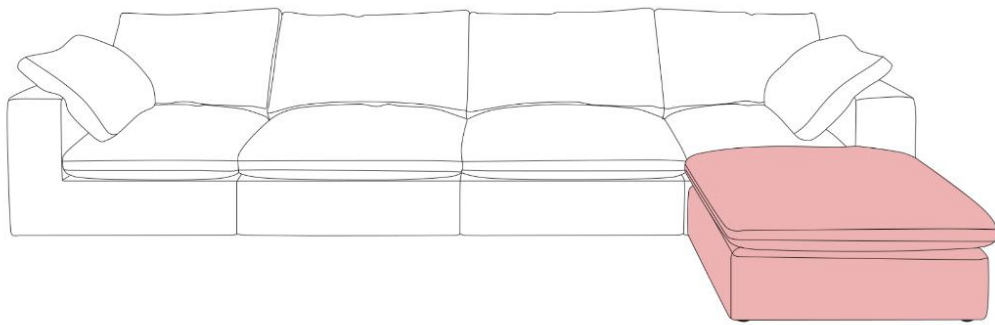


Table of Content

Part 1: Hardware List

Part 2: Unboxing Instructions

Part 3: How To Install The Seat

Part 4: Combination & Size Instructions

Part 5: Daily Maintenance Instructions

Part 1: Hardware List


<i>Hardware List</i>		
	SEAT	1
	Seat Cushion	1
	Legs	4
	Sofa Cover	1

Part 2: Unboxing Instructions

1. **Unbox Carefully:** Carefully open the box and remove all the parts.
2. **Cushion Recovery:** The cushions are filled with down and have been compressed for packaging. Allow 72 hours for them to fully recover once out of the box.
3. **Tools Needed:** You will need an electric screwdriver to tighten the screws.
4. **Assembly Recommendation:** It is recommended that 2 adults complete the assembly together.
5. **Optional Buckle:** Using the buckle to connect the seats together is optional but provides more stability.

Part 3: How to Install the Seat

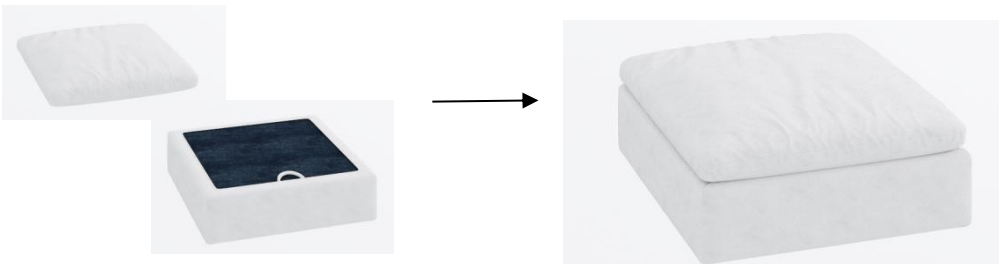
1. *Screw in Sofa Legs:* Use the provided screws and an electric screwdriver to securely attach the legs to the seat.



2. *Prepare Cushion:* Take out the compressed cushion, pat it to refill with air, and place it on the seat.
3. *Put on Sofa Cover:* Carefully unzip all zippers before fitting the cover onto the sofa.



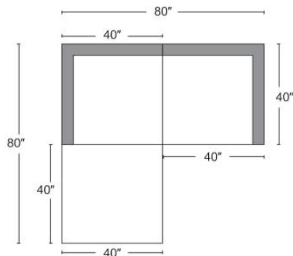
4. *Prepare Cushions:* Remove the compressed cushion, pat it to help it regain shape, and place it on the sofa.



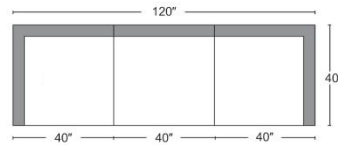
Part 4: Combination & Size Instructions

- *Combine Units: Follow the provided layout instructions to combine sofa modules and achieve the desired size.*

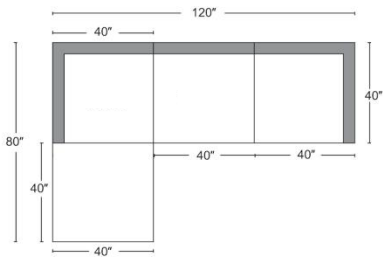
LOVE SEATER+OTTOMAN



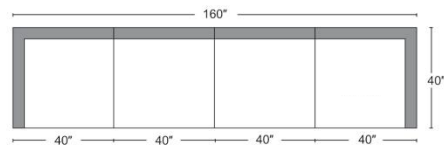
3SEATER



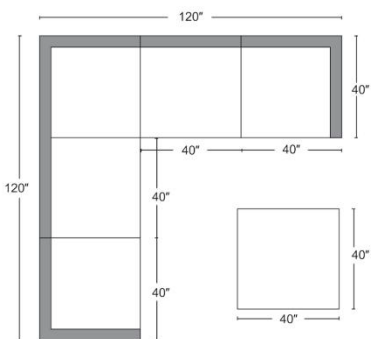
3SEATER+1OTTOMAN



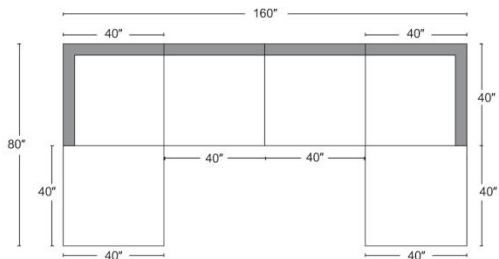
4SEATER



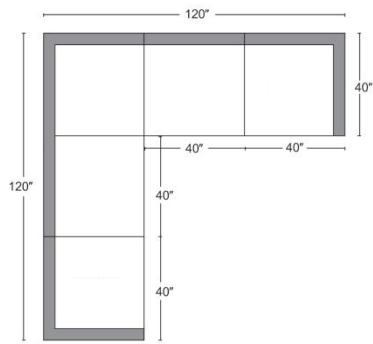
6SEATER



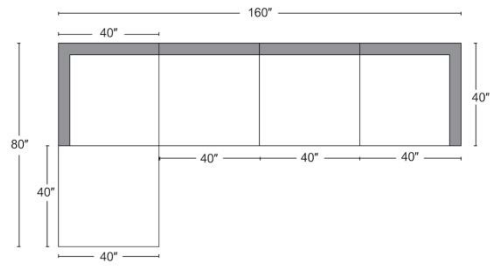
U SHAPED



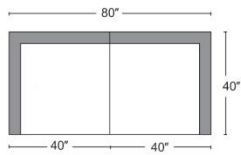
VSHAPED



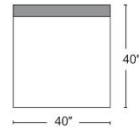
LSHAPED



LOVE SEATER



MIDDLE SEATER



Part 5: Daily Maintenance Instructions

1. **Regular Cleaning:** Vacuum the sofa regularly to remove dust and dirt from surfaces and crevices.
2. **Sunlight Protection:** Avoid placing the sofa in direct sunlight to prevent fading.
3. **Stain Removal:** Use a damp cloth or sponge to rub away stains. Avoid harsh chemicals.