

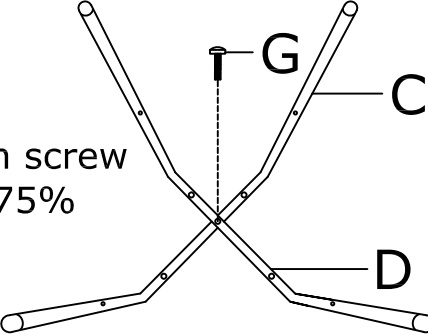
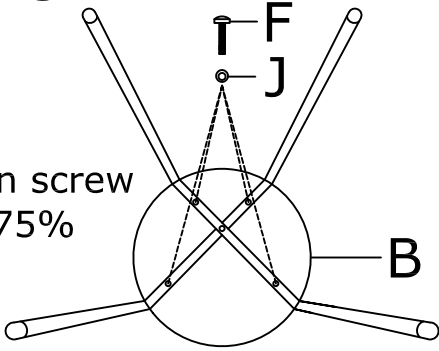

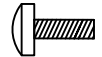
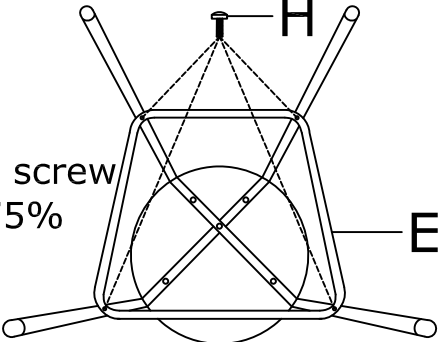
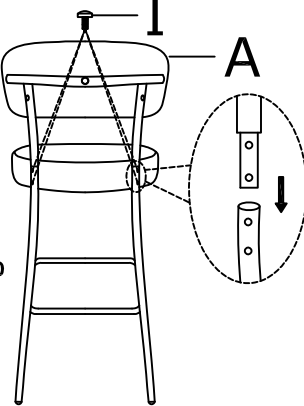
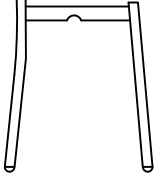

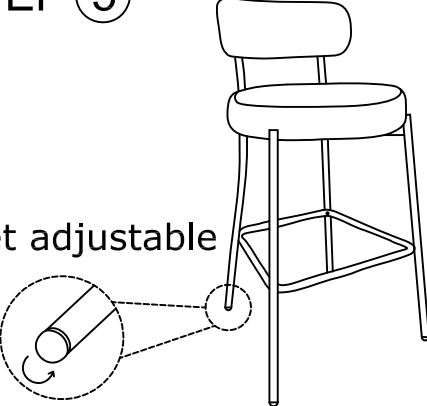







ASSEMBLY INSTRUCTION

<p>Ax1</p> 	<p>Gx1</p>  <p>M6X30MM</p>	<p>STEP ①</p>  <p>Tighten screw "G" in 75%</p>	<p>STEP ②</p>  <p>Tighten screw "F" in 75%</p>
<p>Bx1</p> 	<p>Hx4</p>  <p>M6X25MM</p>	<p>STEP ③</p>  <p>Tighten screw "H" in 75%</p>	<p>STEP ④</p>  <p>Tighten all screws in 100%</p>
<p>Cx1</p> 	<p>Ix4</p>  <p>M6X12MM</p>	<p>STEP ⑤</p>  <p>Feet adjustable</p>	
<p>Dx1</p> 	<p>Jx4</p> 		
<p>Ex1</p> 	<p>Kx1</p> 		
<p>Fx4</p>  <p>M6X45MM</p>			