

Mama and Baby Polar Bear Set of 2




1

Remove adapter and Y-connector from the inside of polar bear body.

Attach the mama bear head to the body by hooking metal prong over fabric-covered metal neck frame. Secure under neck with included plastic ties if desired.

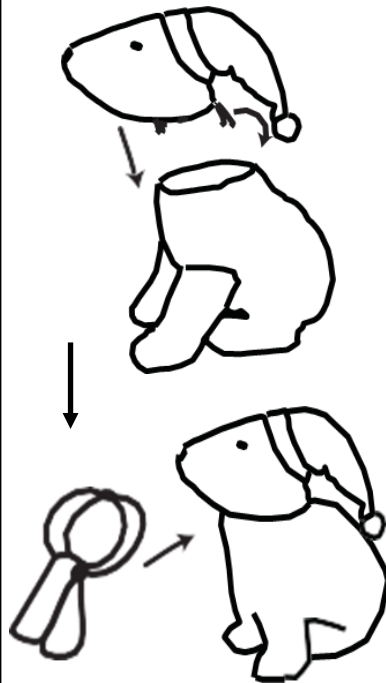
Tie scarf around neck.



2


Attach the baby bear head to the body by hooking metal prong over fabric-covered metal neck frame. Secure under neck with included plastic ties if desired.

Tie scarf around neck.



3

Connect the cables coming from both the mama and the baby to the Y-connector, then connect the cable from the Y-connector to the adapter. Plug the adapter into the wall outlet.



Use the included ground stakes for securing the metal frames of the bears to the ground by poking a small hole in the fabric with the stakes. For extra stability, use the included tethers along with the ground stakes.

READ AND FOLLOW ALL SAFETY INSTRUCTIONS - SAVE THESE INSTRUCTIONS

1. When products are used in outdoor applications, connect the product to a Ground Fault Circuit Interrupter (GFCI) outlet. If one is not provided, contact a qualified electrician for proper installation.
2. This seasonal use product is not intended for permanent installation or use.
3. Do not mount or place near gas or electric heaters, fireplace, candles or other similar sources of heat.
4. Do not secure the wiring of this product with staples or nails or place on sharp hooks or nails.
5. Do not alter the construction of the wiring in any way.
6. Do not let lamps rest on the supply cord or on any wire.
7. Unplug the product when leaving the house, retiring for the night, or if left unattended.
8. This is an electric product-not a toy! To avoid the risk of burns, personal injury and electric shock it should not be played with or placed where small children can reach it.
9. Do not use this product for anything other than its intended use.
10. Do not hang ornaments or other objects from the cord, wire, or light string.
11. Do not close doors or windows on the product or extension cords as this may damage the wire insulation.
12. Do not cover the product with cloth, paper or any material not part of the product when in use.
13. Do not mount or support strings in a manner that can cut or damage the wire insulation.
14. For a cord-connected or direct plug-in power unit, do not use an extension cord.
15. For a cord-connected or direct plug-in power unit, do not install or use within 10 feet of a pool.
16. For a cord-connected or direct plug-in power unit, do not use in a bathroom.
17. Installation work and electrical wiring must be done by qualified person(s) in accordance with all applicable codes and standards, including fire-rated construction.
18. **WARNING:** Risk of Electric Shock. When used outdoors, install only on a circuit protected by a Class A GFCI.

CAUTION:

This product is packed with a UL listed indoor and outdoor use external power supply. Only this included adapter may be used with this product. **WARNING:** Risk of electric shock. Mount the adapter at a height greater than 1 foot above the ground.

USE AND CARE INSTRUCTIONS:

1. Before using or reusing, inspect the product carefully. Discard any products that have cut, damaged or frayed wire insulation or cords, cracks in the lamp holders or enclosures, loose connections, or exposed copper wire.
2. When storing the product, carefully remove the product from wherever it was placed including tree, branches or bushes to avoid undue strain and stress on the product conductors, connections and wires.
3. When not in use, store neatly in a cool dry location protected from sunlight.
4. Lamp (LED) for this item cannot be removed and replaced.

FOR INDOOR AND OUTDOOR USE

SUPPLEMENTAL WARNING

CAUTION: This device complies with Part 15 of the FCC Rules. Operation is subject to the following two conditions:

(1) this device may not cause harmful interference and (2) this device must accept any interference receiving including interference that may cause undesired operation.

Changes or modifications not expressly approved by the party responsible for compliance could void the user's authority to operate the equipment.

This equipment has been tested and found to comply with the limits for a Class B digital device, pursuant to Part 15 of the FCC Rules. These limits are designed to provide reasonable protection against harmful interference in a residential installation. This equipment generates, uses and can radiate radio frequency energy and if not installed and used in accordance with the instructions, it may cause harmful interference to radio communications. However, there is no guarantee that interference will not occur in a particular installation. If this equipment does cause harmful interference to radio or television reception, which can be determined by turning the equipment off and on, the user is encouraged to try to correct the interference by one or more of the following measures:

- Reorient or relocate the receiving antenna.
- Increase the separation between the equipment and receiver.
- Connect the equipment into an outlet on a circuit different from that to which the receiver is connected.
- Consult the dealer or an experienced radio/TV technician for help.