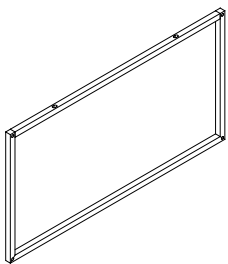
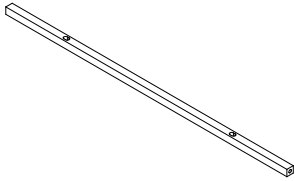
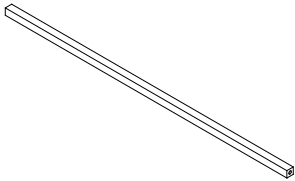
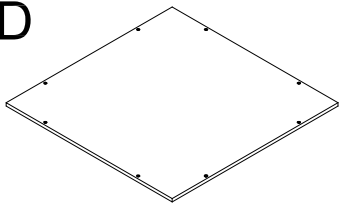
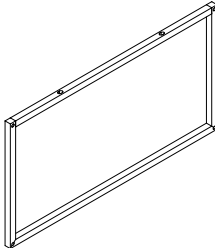
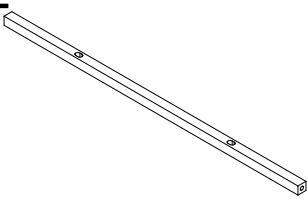
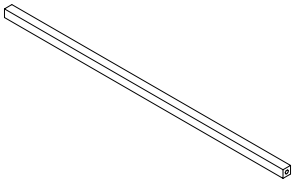
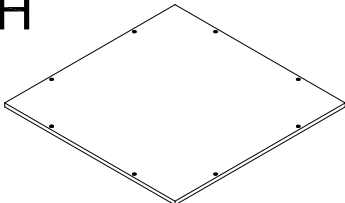
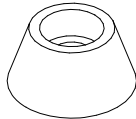
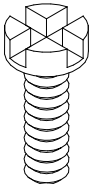
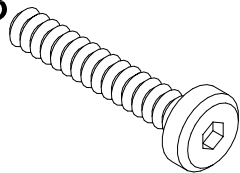
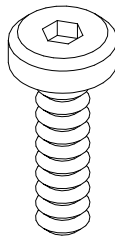
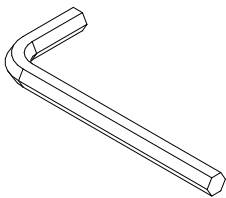


# Assembly Instructions

Attention: Do not tighten the screws until you have a completed setp assembly.

A  X2	B  X2	C  X1	D  X1	
E  X2	F  X2	G  X2	H  X1	
1  X8+1	2  M3X10	3  X8+1 M6X35	4  X14+1 M6X23	 4mm X1

