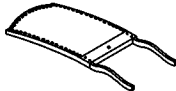

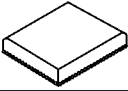




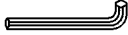




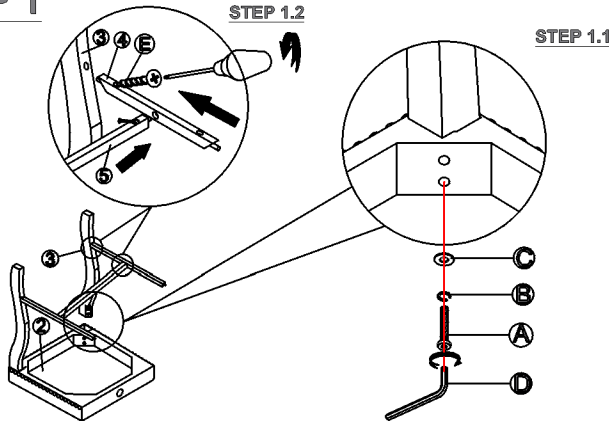
ASSEMBLY INSTRUCTIONS

ITEM NO: 95466


Thank you for purchasing this quality product. Be sure to check all packing material carefully for small parts that may have come loose inside carton during shipment . (Note: Loosely thread all screws/bolts first. Once the item is assembled then completely tighten).

PART LIST:				HARDWARE LIST:				
NO:	DESCRIPTION	SKETCH	QUALITY	NO:	SKETCH	DESCRIPTION	SIZE	QUALITY
1	Back Chair		1Pc	A		Allen Head Bolt	Ø8x55mm	9 PCS
2	Seat		1Pc	B		Lock Washer	Ø8xØ13	9 PCS
3	Front Leg		2PCS	C		Flat Washer	Ø8xØ20	9 PCS
4	Wooden connecting chair Legs		2PCS	D		Allen Key	Ø5x75mm	1 Pc
5	Bridging wooden stiek		1Pc	E		Screw	M4x35mm	6 PCS

STEP 1



Finish:



STEP 2

