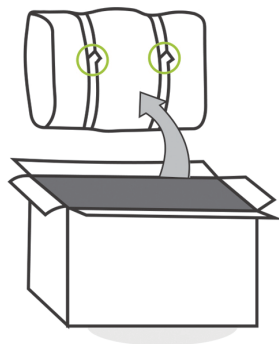



1 PULL THE TABS

Simply detach the tabs from your vacuum-packed sofa.
No scissors required!




2 REMOVE THE CUSHION

Gently slide the sofa out of its protective textile layer.

3 CUT OFF THE OUTER PACKAGING

Carefully use scissors to open the plastic bag.
Lift the chairshape out of the bag.
Watch as your sofa begins to slowly expand.



4 SHAKE! SHAKE! SHAKE!

Give it a good shake to help the foam expand evenly.
Wait 24 hours
For the foam bean bag to fully support you.