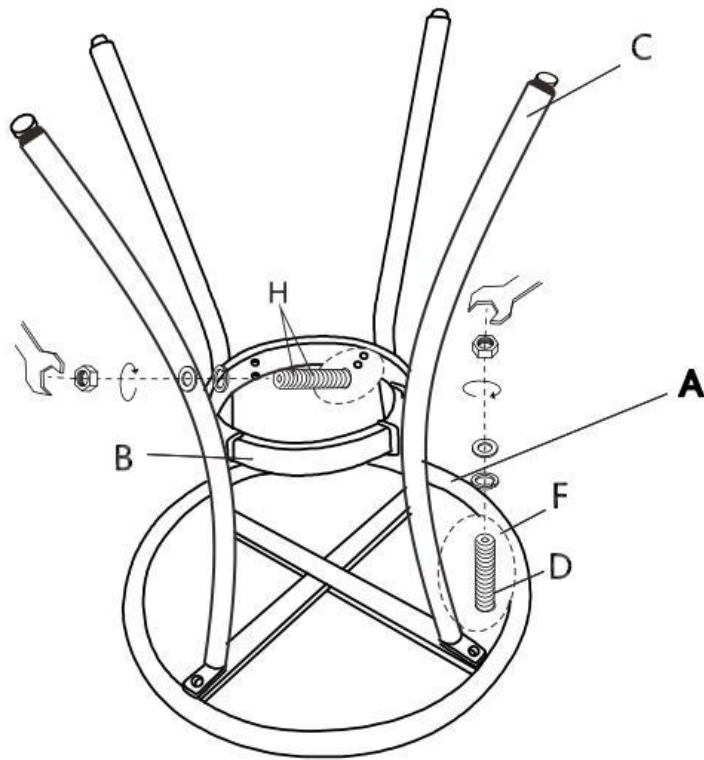


ASSEMBLING INSTRUCTION

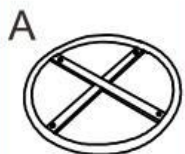
STEP 1:

1. Fix all the screws in place, without tightening them first. 2. After confirming the position of all the screws, tighten the screws and nuts.

STEP 2:



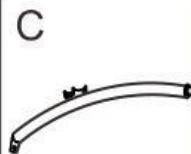
Service Contact: service@alipuinc.com
Website: <https://clihome.net/>
Contact Phone Number: 303-747-4421



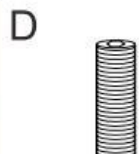
1PC



1PC



4PCS



4PCS



12PCS



12PCS



12PCS



8PCS



12PCS



2PCS



2PCS